

# Core module: How to use TOSSD data

Total Official Support for Sustainable Development

## SEMINAR 3 – How to make the best use of TOSSD data

16 February 2022, Virtual Zoom  
Joint TOSSD – IsDB seminars

TOSSD Task Force Secretariat  
OECD Development Co-operation Directorate (DCD)

Financing for Sustainable Development Division (FSD)  
Statistical Standards and Methods Unit



# Outline

---

1. Introduction to TOSSD.online
2. Development planning
3. SDG monitoring
4. Analysis of TOSSD flows
5. Monitoring of global commitments
6. Development effectiveness
7. Communication
8. Policy formulation
9. Summary of key points

1

# **Introduction to TOSSD data visualisation tool**

# Overview of main anticipated data users

---

**Recipient countries:**  
Central and line  
ministries, NSOs,  
Central Banks

---

**CSOs, think tanks,  
academics, data  
analysts**

---

**Providers**

---

**Specific communities:**  
Blended Finance,  
people working on  
refugees, Islamic  
Finance, South-South  
Co-operation

---

**Media/Journalists**

---

# What is 'TOSSD.online' and how to use it?

## What is TOSSD.online?

It is the TOSSD data visualisation tool. It allows easy access to TOSSD data in a powerful, easy to use manner. Users can filter the data, produce alternate visualisations, download charts, and export the activity-level data with all the available details.



 [www.tossd.online](http://www.tossd.online)

## How to use TOSSD.online in 7 steps?

1. Select relevant filters [Pillar, recipient country (click on “Action to filter by country or region), sector, year]
2. Click on “Apply selection”
3. Select the data visualisation chart by pillar, sector (CRS or ISIC), recipient (chart or map), SDG goals and targets
4. Click on “Browse activities”
5. Click on “Export activities” and download in excel, pdf or xml
6. Click on “Action” and “reset filters” or “see my selection”
7. Click on “TOSSD.org main site” and “About”

# Overview of TOSSD data fields

## Identification Data

- |                                 |
|---------------------------------|
| 1. Reporting year               |
| 2. Provider country/institution |
| 3. Provider agency              |
| 4. Provider project ID number   |
| 5. TOSSD ID Number              |

See the Reporting Instructions, the TOSSD data form and the code lists.

<https://www.tossd.org/docs/reporting-instructions.pdf>

<https://www.tossd.org/docs/data-form.xls>

<https://www.tossd.org/docs/tossd-codes.xlsx>

## Basic data

- |                        |
|------------------------|
| 6. TOSSD recipient     |
| 7. Project title       |
| 8. Project description |
| 9. External link       |
| 10a. SDG focus         |
| 10b. Keywords          |

- |                                |
|--------------------------------|
| 11. Sector                     |
| 12. Channel of delivery        |
| 13. Channel name               |
| 14. Modality                   |
| 15. Financial instrument       |
| 16. Financing arrangement      |
| 17. Framework of collaboration |
| 18. TOSSD Pillar               |

## Volume data

- |                             |
|-----------------------------|
| 19. Currency                |
| 20. Amount committed        |
| 21. Amount disbursed        |
| 22. Reflows to the provider |
| 23. Amount mobilised        |

*For in-kind technical co-operation only*

24. Salary cost

*For loans only*

25. Concessionality

26. Maturity

*For mobilisation only*

27. Leveraging mechanism

28. Origin of the funds mobilised

## Introduction to TOSSD data visualisation tool

### Step 1

1. Select relevant filters (pillar, recipient country, sector, year).

The screenshot shows the TOSSD Data Visualisation Tool interface. At the top, the title "Total Official Support for Sustainable Development (TOSSD)" is displayed in a large, teal font, with "Data visualisation tool" in a smaller, grey font below it. A navigation bar contains three links: "TOSSD.org main site", "Visualisation Tool" (which is highlighted), and "About". Below the navigation bar, there are four filter sections: "TOSSD pillars" with a "Select pillar" dropdown, "Recipient Countries" with a "Select country" dropdown, "Sectors" with a "Select sector" dropdown, and "Years" with a "Select year" dropdown. Each of these four dropdowns is highlighted with an orange rectangle. To the right of these filters is an "Action" dropdown, also highlighted with an orange rectangle. An orange callout box with the text "Click 'Action' to filter by country or region" has an arrow pointing to the "Action" dropdown. Below the filter sections is a large, light grey button labeled "Apply selection". At the bottom of the interface, there is a "Repartition:" section with four options: "By Pillar" (which is highlighted), "By Sector", "By Recipient", and "By SDG". To the right of this section is a link that says "Browse activities".

Total Official Support for Sustainable Development (TOSSD)  
Data visualisation tool

TOSSD.org main site Visualisation Tool About

Q TOSSD pillars Recipient Countries Sectors Years

Select pillar Select country Select sector Select year

Click 'Action' to filter by country or region

Apply selection

Repartition: By Pillar By Sector By Recipient By SDG Browse activities

## Introduction to TOSSD data visualisation tool

### Step 2

2. Apply selection: All activities for Algeria in 2018 for all pillars and sectors.

The screenshot displays the TOSSD data visualisation tool interface. At the top, the title "Total Official Support for Sustainable Development (TOSSD)" is centered. Below the title, there is a navigation bar with three tabs: "TOSSD.org main site", "Visualisation Tool" (which is active), and "About".

Below the navigation bar, there are four main selection filters: "TOSSD pillars" (set to "All selected (2)"), "Recipient Countries" (set to "Algeria"), "Sectors" (set to "All selected (23)"), and "Years" (set to "2018"). Each filter is represented by a white button with a dropdown arrow. The "Recipient Countries" and "Years" buttons are highlighted with orange rectangles. An orange callout box with the text "Click 'Apply selection'" and a downward-pointing arrow is positioned over the "Apply selection" button.

Below the filters, there is a green button labeled "Apply selection ✓". At the bottom of the interface, there is a "Repartition:" section with four tabs: "By Pillar" (which is active), "By Sector", "By Recipient", and "By SDG". To the right of these tabs is a link labeled "Browse activities".

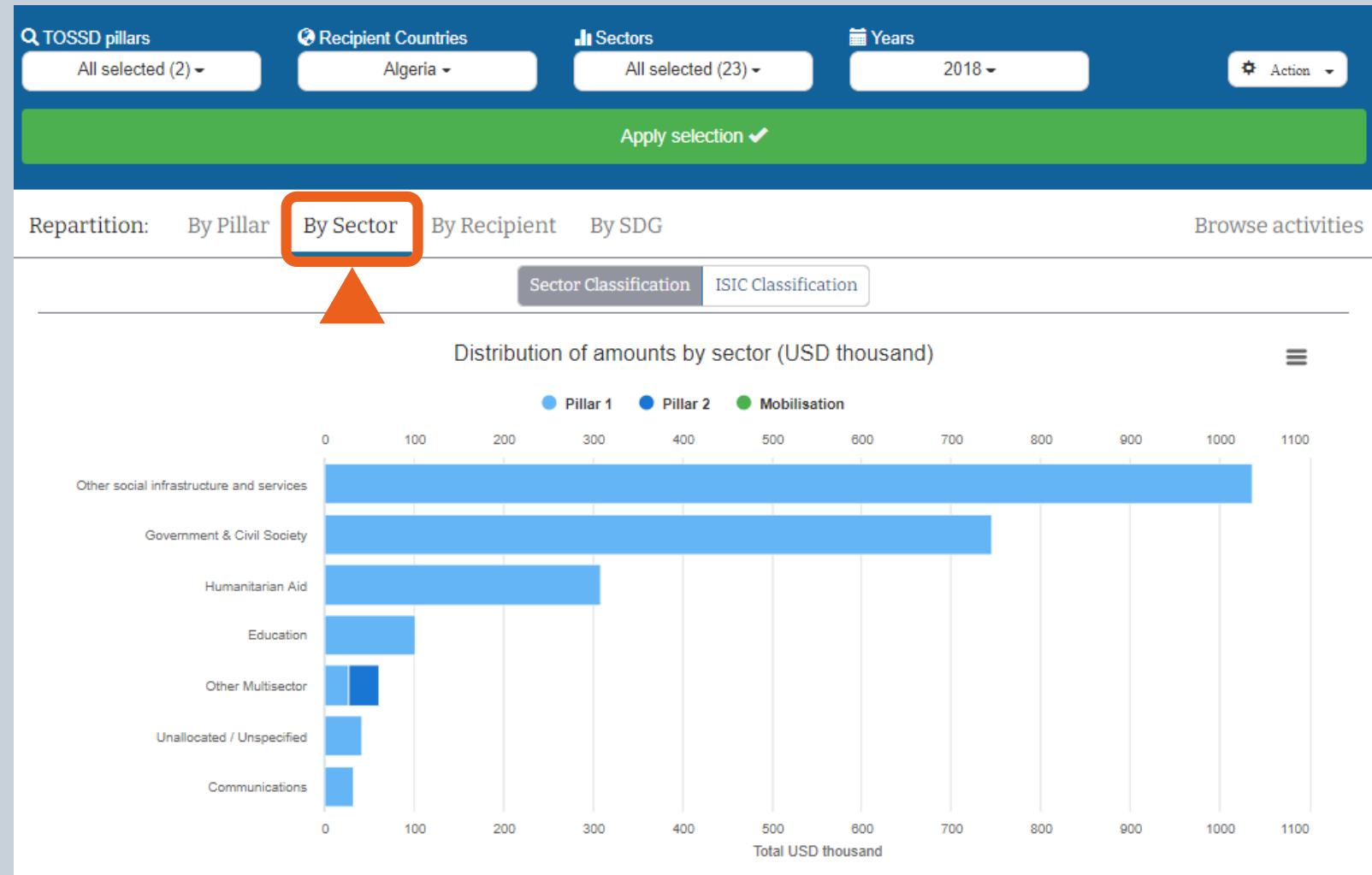


## Introduction to TOSSD data visualisation tool

### Step 3

3. Use the data visualisation by pillar, sector (CRS or ISIC), recipient (chart or map), SDG goals and targets.

#### Example: distribution by sector

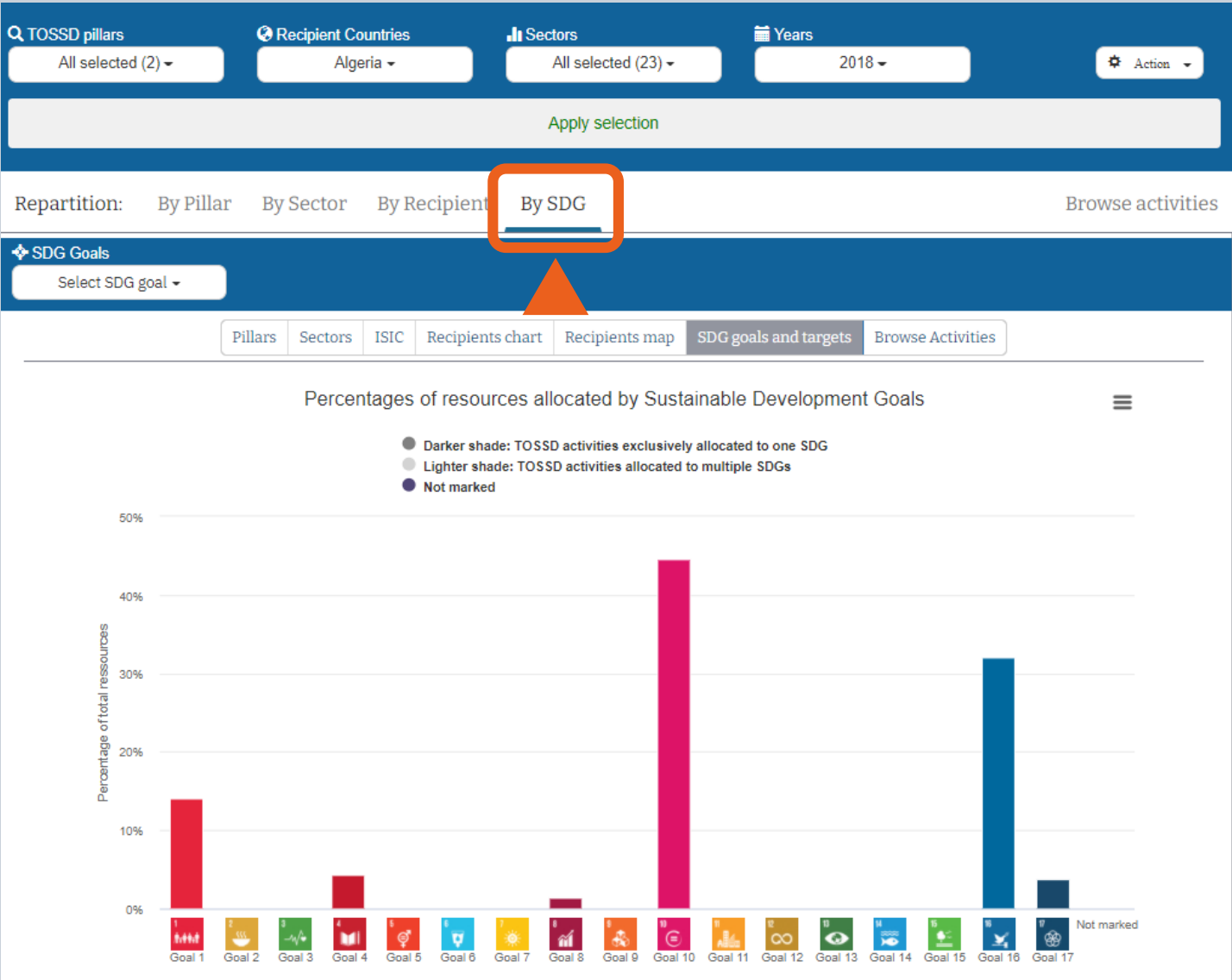


# Introduction to TOSSD data visualisation tool

## Step 3

3. Use the data visualisation by pillar, sector (CRS or ISIC), recipient (chart or map), SDG goals and targets.

### Example: breakdown by SDG



## Introduction to TOSSD data visualisation tool

### Step 4

#### 4. Browse activities.

TOSSD pillars: All selected (2) | Recipient Countries: Algeria | Sectors: All selected (23) | Years: 2018 | Action

Apply selection

Repartition: By Pillar | By Sector | By Recipient | By SDG | **Browse activities**

26 results | display 10 per page

Search | Export results

1 2 3 next last

Recipient	Project title	Sector	SDGFocus	Amount (USD K)
Algeria	Programme to Foster Capabilities Against Terrorism	Government & Civil Society	16	53.39
Algeria	Establishment of real-time operational communication between airports (AIRCOP)	Government & Civil Society	16	51.31
Algeria	Strengthening International Cooperation in Criminal Matters Against Foreign Terrorist Fighters	Government & Civil Society	16	46.65
Algeria	International Aviation Security Assistance	Government & Civil Society	16	34.53
Algeria	Strengthening the Tunisian capacities in operational control of cross-border security threats	Government & Civil Society	16	34.33
Algeria	FULCRUM	Government & Civil Society	16	16.27
Algeria	Strengthening biological safety and security across Asia, Mali and West Africa/ MENA	Government & Civil Society	16	2.64
Algeria	Governance of Diversity: Case of the Kurdish and Amazigh Communities in the Middle East and North Africa	Government & Civil Society	16.7	2.31
Algeria	Governance of Diversity: Case of the Kurdish and Amazigh Communities in the Middle East and North Africa	Government & Civil Society	16.7	2.36
Algeria	Arab youth as political actors: Strengthening resilience through new forms of engagement	Government & Civil Society	16.7	36.90

## Introduction to TOSSD data visualisation tool

### Step 5

5. Export activities as Excel, CSV or XML file.

The screenshot displays the 'Total Official Support for Sustainable Development (TOSSD)' data visualisation tool interface. At the top, the title 'Total Official Support for Sustainable Development (TOSSD)' is centered, with the subtitle 'Data visualisation tool' below it. A navigation bar contains three links: 'TOSSD.org main site', 'Visualisation Tool' (which is the active page), and 'About'.

Below the navigation bar, there are four filter sections: 'TOSSD pillars' with a dropdown menu showing 'All selected (2)', 'Recipient Countries' with a dropdown menu showing 'Algeria', 'Sectors' with a dropdown menu showing 'Select sector', and 'Years' with a dropdown menu showing '2018'. To the right of these filters is an 'Action' button with a gear icon. Below these filters is a large grey button labeled 'Apply selection'.

Below the 'Apply selection' button, there is a 'Repartition:' section with four tabs: 'By Pillar', 'By Sector', 'By Recipient', and 'By SDG'. To the right of these tabs is a 'Browse activities' link.

At the bottom of the interface, there is a search bar with a 'Search' button. To the right of the search bar is a button labeled 'Export results' with a download icon, which is highlighted by an orange rectangle and an orange arrow pointing down to it. The text '26 results' and 'display 10 per page' are visible on the left side of the bottom section.

## Introduction to TOSSD data visualisation tool

# Step 5

## Example of an exported dataset

Reporti	Provide	Provide	Provide	Provide	TOSSD I	TOSSD r	TOSSD r	Region	Project	Descrip	Externa	SDG foc	SDG goa	Keywor	Sector c	Sector c
2020	966	WFP	WFP	DZ02.01.0	20201001	130	Algeria	Africa	01 Genera	Provide ge	http://ww	2.1			700	Humanita
2020	966	WFP	Voluntary	DZ02.01.0	19162016	130	Algeria	Africa	01 Genera	Provide ge	http://ww	2.1			700	Humanita
2020	974	UNFPA	UNFPA	02 - Integr	20210031	130	Algeria	Africa	02 - Integrated	SRH services		3.7			130	Population
2020	974	UNFPA	UNFPA	02 - Integr	20210031	130	Algeria	Africa	02 - Integrated	SRH services		3.1			130	Population
2020	974	UNFPA	Voluntary	02 - Integr	20210001	130	Algeria	Africa	02 - Integrated	SRH services		3.7			130	Population
2020	974	UNFPA	Voluntary	02 - Integr	20210001	130	Algeria	Africa	02 - Integrated	SRH services		3.1			130	Population
2020	966	WFP	Voluntary	DZ02.01.0	19163016	130	Algeria	Africa	02 Nutritic	Provide nu	http://ww	2.1			700	Humanita
2020	966	WFP	Voluntary	DZ02.01.0	19164016	130	Algeria	Africa	03 Comple	Provide Sa	http://ww	2.1			700	Humanita
2020	966	WFP	Voluntary	DZ02.02.0	19161016	130	Algeria	Africa	04 Nutritic	Provide ch	http://ww	2.2			700	Humanita
2020	974	UNFPA	UNFPA	07 - Youth	20210031	130	Algeria	Africa	07 - Youth	policies		10.3			130	Population
2020	974	UNFPA	UNFPA	11 - Prever	20210031	130	Algeria	Africa	11 - Prevention	and addressing		5.2			150	Governme
2020	974	UNFPA	Voluntary	11 - Prever	20210001	130	Algeria	Africa	11 - Prevention	and addressing		5.2			150	Governme
2020	974	UNFPA	UNFPA	13 - Popul	20210031	130	Algeria	Africa	13 - Population	data systems		17.19			130	Population
2020	974	UNFPA	UNFPA	13 - Popul	20210031	130	Algeria	Africa	13 - Population	data systems		17.19			160	Other soci
2020	974	UNFPA	UNFPA	14 - Demo	20210031	130	Algeria	Africa	14 - Demographic	intelligence		11.a			160	Other soci
2020	50	Spain	Ministry o	009-05826	20120048	130	Algeria	Africa	14 electric	14 TRENES ELECTRIC		11.2		Mitigation	210	Transport
2020	50	Spain	Municipal	009-13976	20200042	130	Algeria	Africa	2020 EKHL	Título completo del		1.5			150	Governme
2020	928	World Hea	WHO Asse	01.001	20200006	130	Algeria	Africa	AC_130_1	1.1 Improved access		3.8;3.4;3.3;3.2			120	Health
2020	928	World Hea	WHO Asse	01.001	20200006	130	Algeria	Africa	AC_130_1	1.1 Improved access		3.8;3.4;3.3;3.2			120	Health

## Introduction to TOSSD data visualisation tool

### Step 6

6. Reset all filters or see my selection.

The screenshot shows the TOSSD data visualisation tool interface. At the top, the title "Total Official Support for Sustainable Development (TOSSD)" is displayed, followed by the subtitle "Data visualisation tool". Below this is a navigation bar with three tabs: "TOSSD.org main site", "Visualisation Tool" (which is active), and "About".

The main interface features four filter sections: "TOSSD pillars" with a dropdown menu showing "All selected (2)", "Recipient Countries" with a dropdown menu showing "Algeria", "Sectors" with a dropdown menu showing "All selected (23)", and "Years" with a dropdown menu showing "2018". Below these filters is a large button labeled "Apply selection".

At the bottom of the interface, there is a section for "Repartition:" with four tabs: "By Pillar" (which is active), "By Sector", "By Recipient", and "By SDG". Below the tabs is a chart area with a title "Distribution of amounts by pillar (USD thousand)".

An orange callout box with the text "Click 'Action' to reset filters or see your selection" points to the "Action" button, which is located in the bottom right corner of the filter section. The "Action" button is a small button with a gear icon and a dropdown arrow. A dropdown menu is open below the "Action" button, showing three options: "Filters and selection", "Reset all filters", and "See my selection".

## Introduction to TOSSD data visualisation tool

### Step 7

7. Find more information about TOSSD and the visualisation tool.

The screenshot shows the TOSSD data visualisation tool interface. Two orange callout boxes with arrows point to specific navigation links in the top blue bar. The first callout, labeled 'Click 'TOSSD.org main site' to find more information about TOSSD', points to the 'TOSSD.org main site' link. The second callout, labeled 'Click 'About' to find more information about the visualisation tool', points to the 'About' link. Below the navigation bar, there are four filter sections: 'TOSSD pillars' (All selected (2)), 'Recipient Countries' (All selected (163)), 'Sectors' (All selected (23)), and 'Years' (All selected (4)). An 'Action' button with a gear icon is also present. A green 'Apply selection' button is located below the filters. At the bottom, there is a 'Repartition:' section with tabs for 'By Pillar' (selected), 'By Sector', 'By Recipient', and 'By SDG'. A 'Browse activities' link is located on the right side of the bottom bar.

Click 'TOSSD.org main site' to find more information about TOSSD

Click 'About' to find more information about the visualisation tool

TOSSD.org main site

About

TOSSD pillars

Recipient Countries

Sectors

Years

All selected (2)

All selected (163)

All selected (23)

All selected (4)

Action

Apply selection

Repartition: By Pillar By Sector By Recipient By SDG

Browse activities



Downloaded from <http://ajph.org/> on November 10, 2015



TOSSD

Total Official Support for Sustainable Development

HOME

WHAT IS TOSSD

INTERNATIONAL TASK FORCE

PILOT STUDIES

EVENTS

RESOURCES

DATA

The International TOSSD Task Force is an inclusive group of experts from provider countries, recipient countries and multilateral organisations that has been collectively developing TOSSD since 2017. The International TOSSD Task Force makes all documents publicly available, fully respecting the recommendation of the Addis Ababa Action Agenda that, in July 2015, called for the development of TOSSD in an "open, inclusive and transparent manner". This page provides details of the International TOSSD Task Force members, the meetings held, the documents discussed and the decisions taken.



Highlights from the 12<sup>th</sup> Task Force meeting

The 12<sup>th</sup> International Task Force meeting took place virtually on 9 and 11 March 2021. At the meeting, the TOSSD Task Force Secretariat presented members the first TOSSD dataset and the updated website. Members discussed key strategic objectives and activities to promote the TOSSD framework and the use of TOSSD data in 2021. They also discussed a proposal to develop a basic manual of procedures for the Task Force. The TOSSD Task Force Secretariat updated members on the work of the IAEG-SDGs working group on measurement of development support.

What does the International TOSSD Task Force do?

The International TOSSD Task Force was created in July 2017 and currently has 29 members and 5 observers. The participants are statistical and development policy experts from provider countries, recipient countries and multilateral organisations. The International TOSSD Task Force established the first version of the TOSSD methodology in 2019, illustrated in the document "TOSSD Reporting Instructions", and continues to work on its further development.

For these processes, the International TOSSD Task Force consults experts on specific issues for example on peace & security and communicable diseases. The Civil Society community also participates in the Task Force as an observer.

Task Force members

Co-chairs

European Union

Mr Laurent Sarazin

South Africa

Mr Rensga Muleke

Countries

Bangladesh

Dr Md Rezaul Bashir Siddique

Brazil

Mr Marcio L. Correa (ABC – Brazil)

Mr José Eduardo Malta de Sá Brandão (IPEA)

Ms Denise Kronenberg (IBGE)

Burkina Faso

Mr Windemede Jean Marie Kebré

Mr Yvonne

Egypt

Mrs Reem Mohamed El Sebale

European Union

Mr Jérôme Le Roy

Ms Elise Hadman

France

Mr Duncan Toulon

Gabon

Mr Jean Nestor Nguma Mbane

Philippines

Ms Claire Dennis S. Mapa

Ms Rosalinda Bautista

Ms Wilma A. Guillen

Senegal

Mr Insa Sadio

South Africa

Mr Pali Jobo Lehloha

Sweden

Latest video

Mr. Jean Nestor Nguma M...



Spending happens, support is in place but here again,

Mr. Jean Nestor Nguma Mbane - Gabon perspective on TOSSD

Mr. Jean Nestor Nguma Mbane - Deputy Director-General of Statistics in the Ministry of Economics and Finance of Gabon- shares his country perspective on TOSSD at the Task Force meeting in Pretoria, February 2020.

Browse videos

Reference papers

TOSSD Strategy Paper by the co-Chairs of the Task Force

Terms of Reference (October 2020)



# Questions & answers

---

Any questions?



2

# Development planning

# Use cases for development planning

---

TOSSD data can be used to:

1

**Better understand  
the financing  
landscape for a given  
country and inform  
the Integrated  
National Financing  
Frameworks**

2

**Compare countries**

3

**Donor coordination**

# Better understand the financing landscape for a given country

### How to use TOSSD data

- Find detailed information for a given country.
- Identify possible financing gaps.

### How to use TOSSD.online

1. Select relevant filters (Pillar, recipient country, sector, year)
2. Click on “Apply selection”
3. Select the data visualisation chart by pillar, sector (CRS or ISIC), recipient (chart or map), SDG goals and targets
4. Click on “Browse activities”
5. Click on “Export activities” and download in excel, pdf or xml
6. You are now ready to use and analyse TOSSD data!

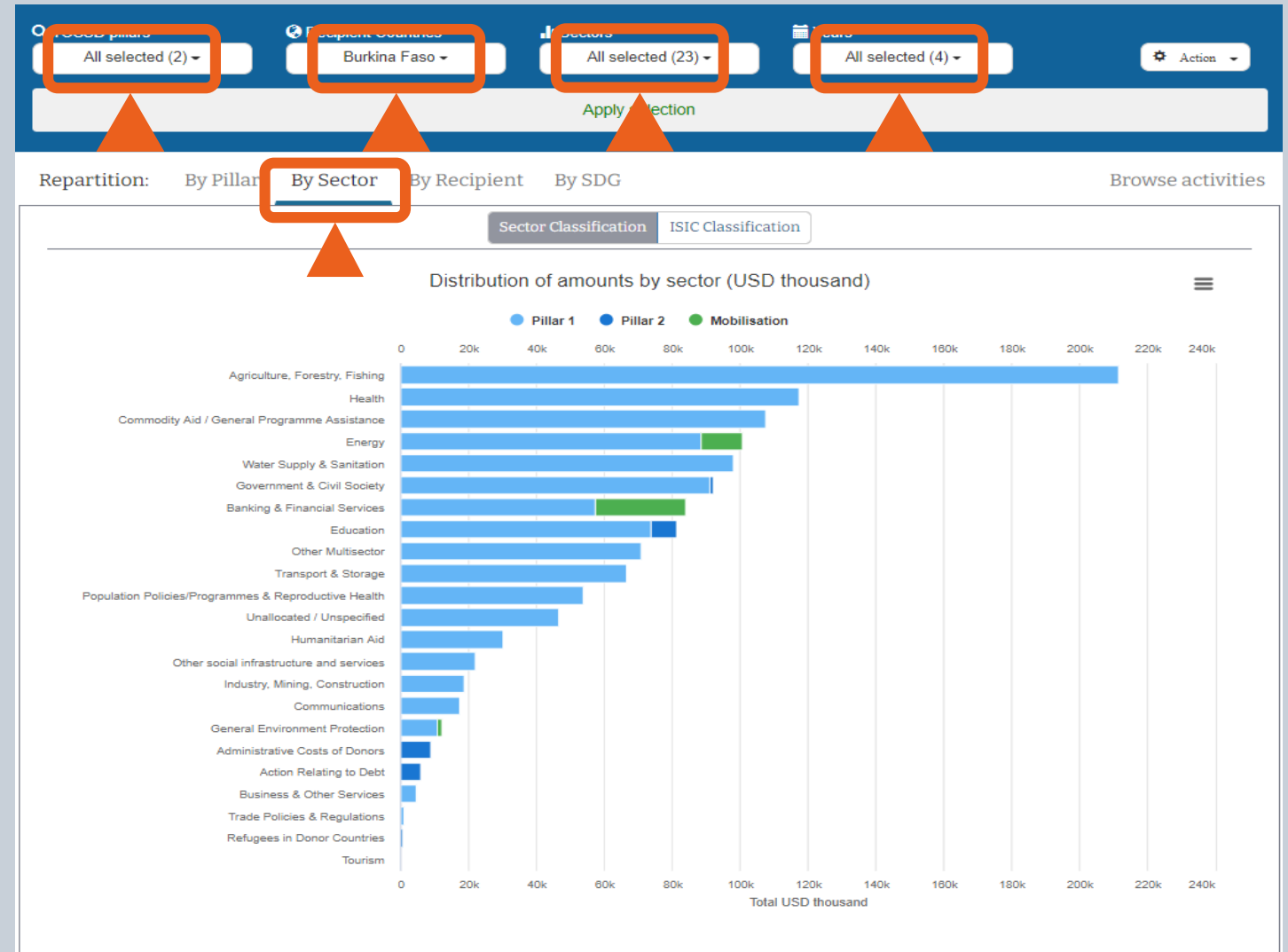
## Development planning

# Better understand the financing landscape for a given country and mobilise additional resources

## Example: How to understand the financing landscape of a sector in Burkina Faso

1. Select relevant filters: all pillars, Burkina Faso as a recipient country, all sectors and all years.
2. Use the data visualisation to view the breakdown by sector to get an overview.

**Outcome:** more resources are targeted to agriculture, forestry and fishing. If financing needs are also available at country level, TOSSD data can be used to carry out a financing gap analysis by sector.

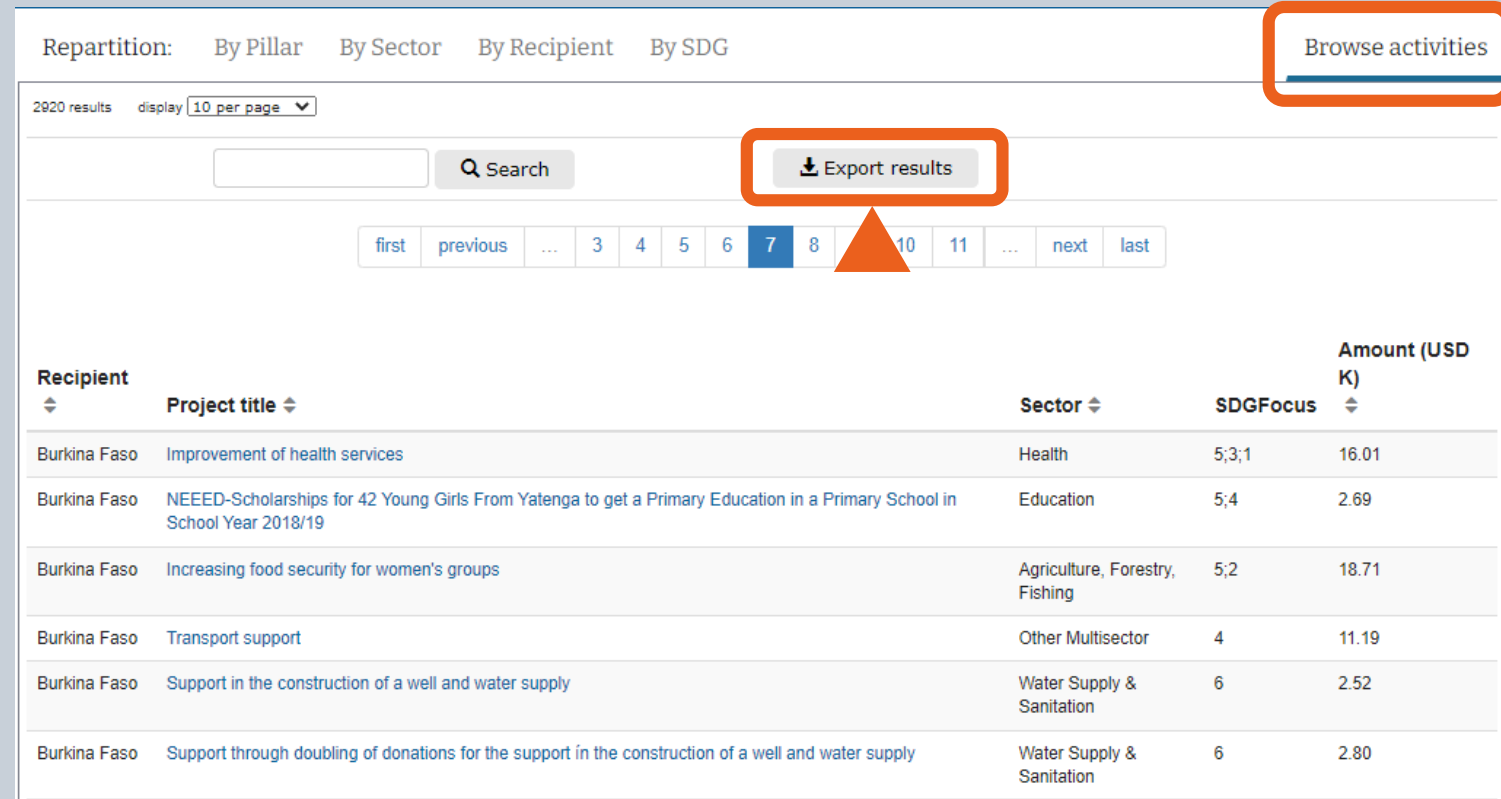


## Development planning

# Better understand the financing landscape for a given country

### Example: How to understand the financing landscape of a sector in Burkina Faso

- For more details, browse activities in the data visualisation tool, or export the results of your query, e.g. in Excel.



Repartition: By Pillar By Sector By Recipient By SDG

2920 results display 10 per page

Search

Export results

first previous ... 3 4 5 6 7 8 10 11 ... next last

Recipient	Project title	Sector	SDG Focus	Amount (USD K)
Burkina Faso	Improvement of health services	Health	5;3;1	16.01
Burkina Faso	NEEED-Scholarships for 42 Young Girls From Yatenga to get a Primary Education in a Primary School in School Year 2018/19	Education	5;4	2.69
Burkina Faso	Increasing food security for women's groups	Agriculture, Forestry, Fishing	5;2	18.71
Burkina Faso	Transport support	Other Multisector	4	11.19
Burkina Faso	Support in the construction of a well and water supply	Water Supply & Sanitation	6	2.52
Burkina Faso	Support through doubling of donations for the support in the construction of a well and water supply	Water Supply & Sanitation	6	2.80

## Development planning

# Better understand the financing landscape for a given country

Example: How to understand the financing landscape of a sector in Burkina Faso

4. Use the data in the Excel sheet to conduct further analysis, e.g. with the help of Pivot tables.



Pivot Tables in Excel are a helpful function to analyse data. Microsoft offers free trainings on how to use this function.

<https://support.microsoft.com/en-us/office/excel-video-training-9bc05390-e94c-46af-a5b3-d7c22f6990bb>

FileHomeInsertPage LayoutFormulasDataReviewViewDeveloperTell me what you want to do...

LI Melissa, DCD/FSDShare

B2

	A	B	C	D	E	F	G	H	I	J	K	L	M	N	O	P	Q	R	S	T	U	V	W	X	Y	Z	AA	AB	AC	AD	
	Reportin	Provider	Provider	Provider	TOSSDI	TOSSDI	TOSSDI	TOSSDI	Region	Project ti	Descripti	External	SDG foc	Sector c	Sector c	Purpose	Purpose	ISICcode	ISICnam	Channel	Channel	Channel	Modality	Financia	Financia	Financia	Financia	Financia	Financia	Financia	Financia
31	2019	Austria	Austrian	2465-00	2013500	287	Burkina Fas	Africa	Educatic	EFORD (Education	4.4.4.3	110	Educatic	11330	Vocatio	8522	Technical and vocational st	MEF - B	C01	Projects	110	Standard grant									
32	2019	Austria	Austrian	2414-00	2013500	287	Burkina Fas	Africa	Program	HERA (the third p	8.2.2.3	430	Other M	43040	Rural de	4220	Construction of utility projec	Consell	F01	Projects	110	Standard grant									
33	2019	Austria	Austrian	0894-00	2014500	287	Burkina Fas	Africa	APPEAF	Higher education	4.3.17.9	110	Educatic	11420	Higher e	8530	Higher education	OeAd	E01	Scholar	110	Standard grant									
34	2019	Austria	Austrian	0894-00	2014500	287	Burkina Fas	Africa	APPEAF	Higher education	4.3.17.9	110	Educatic	11420	Higher e	8530	Higher education	OeAd	E02	Other te	110	Standard grant									
35	2019	Austria	Austrian	0894-00	2014500	287	Burkina Fas	Africa	APPEAF	Higher education	4.3.17.9	110	Educatic	11420	Higher e	8530	Higher education	OeAd	D02	Other te	110	Standard grant									
36	2019	Austria	Austrian	2806-00	2015500	287	Burkina Fas	Africa	Promotio	The Project for the	6.5.2.4.2	310	Agricultu	31140	Agricultu	3600	Water collection, treatment	MEF - B	C01	Projects	110	Standard grant									
37	2019	Austria	Austrian	2550-00	2016500	287	Burkina Fas	Africa	Strength	The aim of this pro	9.3.8.5	310	Agricultu	31150	Agricultu	4653	Wholesale of agricultural ma	OLVEA	C01	Projects	110	Standard grant									
38	2019	Austria	Austrian	1980-01	2016500	287	Burkina Fas	Africa	Compass	COMPASS is the	2.4.2.3	310	Agricultu	31120	Agricultu	016	Support activities to agricult	OCZ	C01	Projects	110	Standard grant									
39	2019	Austria	Austrian	2807-00	2016500	287	Burkina Fas	Africa	Multi act	The multi-actor pri	4.5.4.4	310	Agricultu	31181	Agricultu	8549	Other education n.e.c.	CCEB - E	C01	Projects	110	Standard grant									
40	2019	Austria	Austrian	6544-01	2017500	287	Burkina Fas	Africa	OEZAL	TUUMA is the worc	9.3.8.5	160	Other so	16020	Employ	8413	Regulation of and contributi	Diverse	I C01	Projects	110	Standard grant									
41	2019	Austria	Austrian	h3-X-17	2017500	287	Burkina Fas	Africa	Consults	The organisation C	16.6.16	310	Educatic	11330	Vocatio	8522	Technical and vocational st	HORIZO	D01	In-kind	110	Standard grant									
42	2019	Austria	Austrian	6506-00	2017500	287	Burkina Fas	Africa	Small prc	The small projects	7.2.6.1	3430	Other M	43010	Multisector aid				Diverse	I C01	Projects	110	Standard grant								
43	2019	Austria	Austrian	2806-00	2018500	287	Burkina Fas	Africa	Technic	The aim of the tecl	6.5.2.4.2	310	Agricultu	31140	Agricultu	3600	Water collection, treatment	Monsieu	D02	Other te	110	Standard grant									
44	2019	Austria	Austrian	2837-01	2018500	287	Burkina Fas	Africa	Vocatio	The project aims t	4.5	230	Energy	23181	Energy e	8549	Other education n.e.c.	Diverse	I C01	Projects	110	Standard grant									
45	2019	Austria	Austrian	2103-00	2019500	287	Burkina Fas	Africa	Economi	Self Help Africa (S	3.3.8.5	2320	Industry	32130	Small an	C	Manufacturing	SHA	C01	Projects	110	Standard grant									
46	2019	Austria	Austrian	2440-00	2019500	287	Burkina Fas	Africa	Support	The overall objecti	4.5.4.4	410	Educatic	11330	Vocatio	8522	Technical and vocational st	MEF - B	C01	Projects	110	Standard grant									
47	2019	Austria	Austrian	2319-06	2019500	287	Burkina Fas	Africa	Promoti	The community-b	5.3.4.5	410	Educatic	11220	Primary e	851	Pre-primary and primary ed	Privatst	C01	Projects	110	Standard grant									
48	2019	Austria	Austrian	2806-00	2019500	287	Burkina Fas	Africa	Project f	The overall objecti	9.1.5.5	2310	Agricultu	31140	Agricultu	3600	Water collection, treatment	MEF - B	C01	Projects	110	Standard grant									
49	2019	Austria	Austrian	6506-00	2019500	287	Burkina Fas	Africa	Small so	As part of the broa	7.1.5.3	430	Other M	43010	Multisector aid				Diverse	I C01	Projects	110	Standard grant								
50	2019	Austria	FM of Ed	kel-222	2018151	287	Burkina Fas	Africa	The imp	The project aims t	6.3.1	430	Other M	43040	Rural de	4220	Construction of utility projec	Unilinn	D02	Other te	110	Standard grant									
51	2019	Austria	FM of Ed	indst-00	2019098	287	Burkina Fas	Africa	Indirect s	Indirect student co	4	110	Educatic	11420	Higher e	8530	Higher education	oster	U	E02	Imputed	110	Standard grant								
52	2019	Austria	FM of Ed	indst-09	2019098	287	Burkina Fas	Africa	Indirect s	Indirect student co	4	110	Educatic	11420	Higher e	8530	Higher education	oster	U	E02	Imputed	110	Standard grant								
53	2019	Austria	FM of Su	2809-01	2019500	287	Burkina Fas	Africa	Contribu	Basic needs regar	2.1	700	Humanit	72040	Emerg	8423	Public or	21000	Internati	ICRC - S	B03	110	Standard grant								
54	2019	Austria	Provinci	2837-00	2018500	287	Burkina Fas	Africa	Vocatio	The project aims t	4.5	230	Energy	23181	Energy e	8549	Other education n.e.c.	Diverse	I C01	Projects	110	Standard grant									
55	2019	Austria	Provinci	EU-EZA-2019618	287	Burkina Fas	Africa	Contribu	The well in the Reg	6.3	140	Water S	14031	Basio di	3600	Water collection, treatment	Diverse	c	C01	Projects	110	Standard grant									
56	2019	Austria	Provinci	F1-S-97	2019638	287	Burkina Fas	Africa	Establish	Creation of a ourir	6.5.4	110	Educatic	11120	Educatic	85	Education	CUAB	C01	Projects	110	Standard grant									
57	2019	Austria	Provinci	EZA-268	2019648	287	Burkina Fas	Africa	Light for	Light for schools	2.7.4.3	230	Energy	23230	Solar en	3510	Electric power generation, ti	Initiative	C01	Projects	110	Standard grant									
58	2019	Austria	Provinci	EZA-413	2019648	287	Burkina Fas	Africa	Construc	Construction of a l	3	120	Health	12230	Basio he	861	Hospital activities	Initiative	C01	Projects	110	Standard grant									
59	2019	Austria	Provinci	EZA-372	2019648	287	Burkina Fas	Africa	Electrific	Electrification of th	7.3	120	Health	12230	Basio he	861	Hospital activities	VEZ	C01	Projects	110	Standard grant									
60	2019	Austria	Provinci	EZA-372	2019648	287	Burkina Fas	Africa	Expansio	Expansion of the n	8.1	110	Educatic	11120	Educatic	85	Education	VEZ	C01	Projects	110	Standard grant									
61	2019	Austria	Provinci	EZA-372	2019648	287	Burkina Fas	Africa	Extensio	Extension of secot	7.4.1	110	Educatic	11120	Educatic	85	Education	VEZ	C01	Projects	110	Standard grant									
62	2019	Austria	Provinci	SBG-20	2019658	287	Burkina Fas	Africa	Improver	Contribute to cons	5.3.1	120	Health	12230	Basio he	861	Hospital activities	Diverse	c	C01	Projects	110	Standard grant								
63	2019	Austria	Provinci	540(201	2019668	287	Burkina Fas	Africa	NEED-	The state of Styria	5.4	110	Educatic	11120	Primary e	851	Pre-primary and primary ed	Erklärung	C01	Projects	110	Standard grant									
64	2019	Austria	Provinci	L7-2019	2019678	287	Burkina Fas	Africa	Increasir	Increasing food se	5.2	310	Agricultu	31120	Agricultu	016	Support activities to agricult	Caritas	d	C01	Projects	110	Standard grant								
65	2019	Austria	Provinci	31621	2019678	287	Burkina Fas	Africa	Transpor	Contribution to the	4	430	Other M	43010	Multisector aid				Diverse	I C01	Projects	110	Standard grant								
66	2019	Austria	Provinci	PrsR-36	2019688	287	Burkina Fas	Africa	Support	Support in the cor	6	140	Water S	14031	Basio di	3600	Water collection, treatment	Privatp	C01	Projects	110	Standard grant									
67	2019	Austria	Provinci	PrsR-36	2019688	287	Burkina Fas	Africa	Support	Doubling of donat	6	140	Water S	14031	Basio di	3600	Water collection, treatment	Privatp	C01	Projects	110	Standard grant									
68	2019	Belgium	Director	201752	2015017	287	Burkina Fas	Africa	Prér d'E	Background: Le projet port	140	Water S	14031	Basio di	3600	Water collection, treatment	govern	C01	Projects	110	Standard loan										
69	2019	Belgium	Director	2017733	2016017	287	Burkina Fas	Africa	Projet d	Background: Le projet vis	140	Water S	14022	Sanitari	3700	Sewerage	Enabel -	C01	Projects	110	Standard grant										
70	2019	Belgium	Director	1078	2019C0	287	Burkina Fas	Africa	Les perf	Background: Au Burkina Fa	310	Agricultu	31120	Agricultu	016	Support activities to agricult	NGO Au	B01	110	Standard grant											
71	2019	Belgium	Director	1081	2019C0	287	Burkina Fas	Africa	L'accès	Background: L'intervention	120	Health	12181	Medical	8530	Higher education	APEFE -	B01	110	Standard grant											
72	2019	Belgium	Director	1081	2019C0	287	Burkina Fas	Africa	La mise	Background: L'intervention	410	General	41010	Environ	8412	Regulation of the activities	CAPEFE -	B01	110	Standard grant											

## Development planning

# Compare your country to others

### How to use TOSSD data

- Compare your own development finance data with TOSSD data for other countries.
- Identify potential providers intervening in another country and that could support your country
- Identify how financing packages are put together (e.g. blended finance) or how specific instruments are used (e.g. in which sectors guarantees are used)
- Identify possible data gaps in your development finance statistics.
- Fill data gaps in your development finance statistics.

### How to use TOSSD.online

1. Select relevant filters (pillar, recipient country, sector, year)
2. Click on “Apply selection”
3. Select the data visualisation chart by pillar, sector (CRS or ISIC), recipient (chart or map), SDG goals and targets
4. Click on “Browse activities”
5. Click on “Export activities” and download in excel, pdf or xml
6. You are now ready to use and analyse TOSSD data!

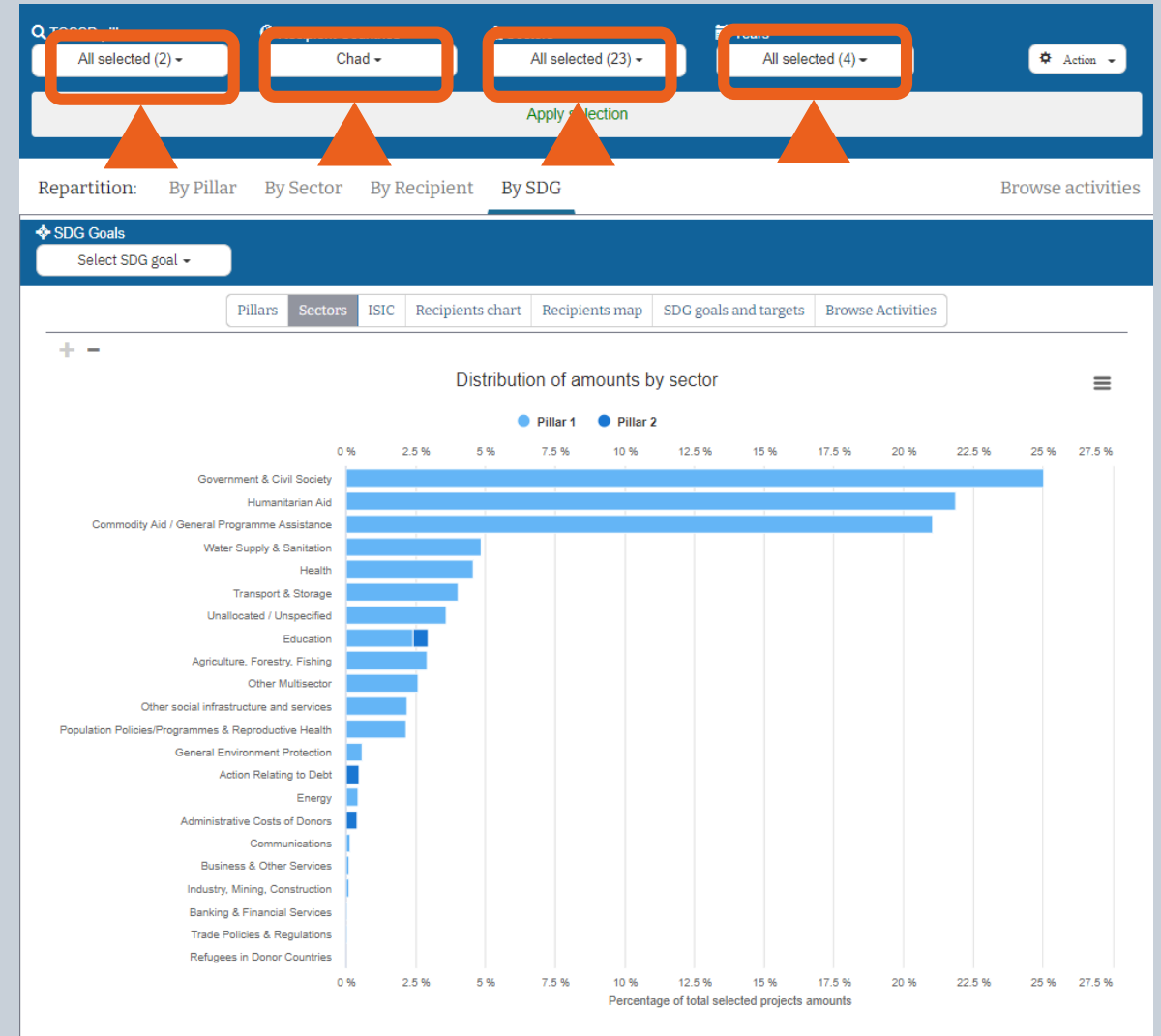


# Compare your country to others

Only for recipient countries

**Example: What could Burkina Faso learn from Chad, given that they are both Sahelian and landlocked countries as well as countries affected by conflicts?**

1. Select relevant filters: all pillars, Chad as recipient country, all sectors and all years.
2. Use the data visualisation to view the breakdown by e.g. sector to get an overview.



## Development planning

## Compare your country to others

Example: What could Burkina Faso learn from Chad, given that they are both Sahelian and landlocked countries as well as countries affected by conflicts?

- To identify new providers, export the results from the query. In Excel, you can use Pivot Tables to e.g. identify the **providers** that contribute to sustainable development in Chad, what **sectors** they target and how much **resources** they spent.

**Outcome:** Depending on the needs of Burkina Faso, the country could contact relevant provider countries.

Provider country/institution - name	Sector category - name	Sum of Amount disbursed (USD thousand)
<b>Canada</b>	<b>Government &amp; Civil Society</b>	234.3751254
<b>Canada</b>	<b>Health</b>	7433.839981
<b>Canada</b>	<b>Humanitarian Aid</b>	8816.503356
<b>Canada</b>	<b>Other social infrastructure and services</b>	185.3252064
<b>Canada</b>	<b>Unallocated / Unspecified</b>	0.012653345
<b>EU Institutions</b>	<b>Agriculture, Forestry, Fishing</b>	117468.6281
<b>EU Institutions</b>	<b>Commodity Aid / General Programme Assistance</b>	2113.313042
<b>EU Institutions</b>	<b>Commodity Aid / General Programme Assistance</b>	28223.1541
<b>EU Institutions</b>	<b>Communications</b>	489.5840379
<b>EU Institutions</b>	<b>Education</b>	486.2811408
<b>EU Institutions</b>	<b>General Environment Protection</b>	998.5007327
<b>EU Institutions</b>	<b>Government &amp; Civil Society</b>	17871.88592
<b>EU Institutions</b>	<b>Health</b>	1954.627438
<b>EU Institutions</b>	<b>Humanitarian Aid</b>	32017.73194
<b>EU Institutions</b>	<b>Other Multisector</b>	52779.032804
<b>EU Institutions</b>	<b>Other social infrastructure and services</b>	125.1944538
<b>EU Institutions</b>	<b>Transport &amp; Storage</b>	979.8218916
<b>EU Institutions</b>	<b>Unallocated / Unspecified</b>	26.32172247
<b>EU Institutions</b>	<b>Water Supply &amp; Sanitation</b>	26903.1789
<b>France</b>	<b>Action Relating to Debt</b>	95572.49465
<b>France</b>	<b>Administrative Costs of Donors</b>	1239.78131
<b>France</b>	<b>Agriculture, Forestry, Fishing</b>	5949.081952
<b>France</b>	<b>Commodity Aid / General Programme Assistance</b>	64271.24338
<b>France</b>	<b>Education</b>	7479.14553
<b>France</b>	<b>Energy</b>	3.381805884
<b>France</b>	<b>General Environment Protection</b>	7.89080397
<b>France</b>	<b>Government &amp; Civil Society</b>	1042.948935
<b>France</b>	<b>Health</b>	7590.555518
<b>France</b>	<b>Humanitarian Aid</b>	789.0880397
<b>France</b>	<b>Industry, Mining, Construction</b>	675.5889979
<b>France</b>	<b>Other Multisector</b>	768.3042498
<b>France</b>	<b>Other social infrastructure and services</b>	764.8421824
<b>France</b>	<b>Population Policies/Programmes &amp; Reproductive Health</b>	580.7727426
<b>France</b>	<b>Transport &amp; Storage</b>	12.08927968
<b>France</b>	<b>Unallocated / Unspecified</b>	98.16255214
<b>France</b>	<b>Water Supply &amp; Sanitation</b>	1298.828204
<b>Islamic Development Bank</b>	<b>Agriculture, Forestry, Fishing</b>	19449.05
<b>Islamic Development Bank</b>	<b>Business &amp; Other Services</b>	0
<b>Islamic Development Bank</b>	<b>Education</b>	0
<b>Islamic Development Bank</b>	<b>Unallocated / Unspecified</b>	19449.05
<b>Islamic Development Bank</b>	<b>Water Supply &amp; Sanitation</b>	0
<b>Saudi Arabia</b>	<b>Agriculture, Forestry, Fishing</b>	113.85
<b>Saudi Arabia</b>	<b>Humanitarian Aid</b>	0
<b>Spain</b>	<b>Education</b>	630.1843408
<b>Spain</b>	<b>Health</b>	319.2823582
<b>Spain</b>	<b>Other Multisector</b>	9.016305039
<b>Spain</b>	<b>Other social infrastructure and services</b>	67.63611769
<b>Spain</b>	<b>Refugees in Donor Countries</b>	60.72708827
<b>Spain</b>	<b>Water Supply &amp; Sanitation</b>	0.516046126
<b>Sweden</b>	<b>Humanitarian Aid</b>	4398.982099
<b>Turkey</b>	<b>Commodity Aid / General Programme Assistance</b>	959.26
<b>Turkey</b>	<b>Education</b>	26.68
<b>Turkey</b>	<b>Government &amp; Civil Society</b>	277.46
<b>Turkey</b>	<b>Health</b>	506.86
<b>Turkey</b>	<b>Other Multisector</b>	82.5
<b>Turkey</b>	<b>Other Multisector</b>	0.01

## How to use TOSSD data

---

- Find out where, in which sectors and what type of projects donors are putting their efforts.
- Use this information to improve donor coordination.

## How to use TOSSD.online

---

1. Select relevant filters (pillar, recipient country, sector, year)
2. Click on “Apply selection”
3. Select the data visualisation chart by pillar, sector (CRS or ISIC), recipient (chart or map), SDG goals and targets
4. Click on “Browse activities”
5. Click on “Export activities” and download in excel, pdf or xml
6. You are now ready to use and analyse TOSSD data!

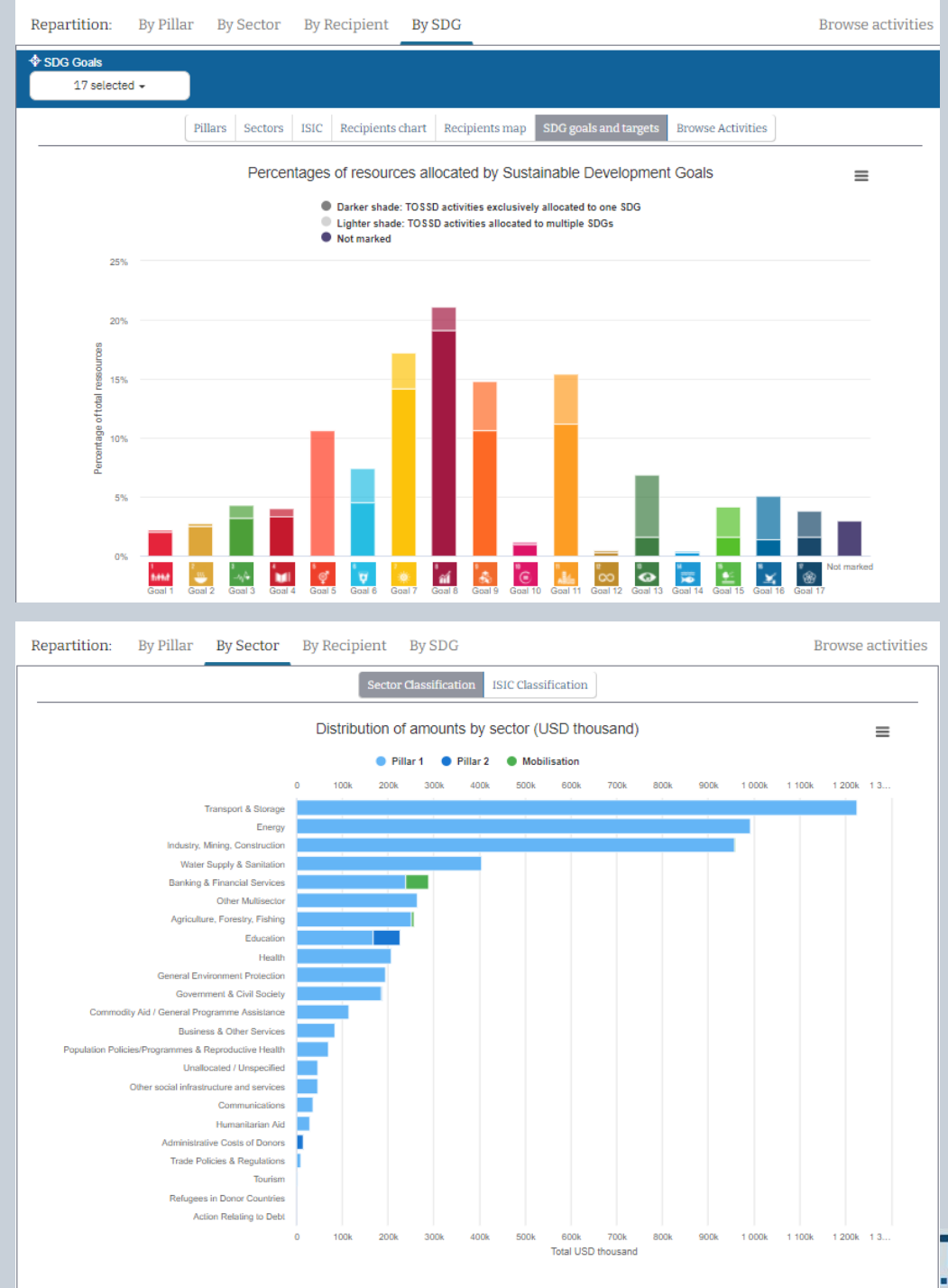
# Development planning

## Donor coordination

How can TOSSD data support donor coordination in Viet Nam in the government & civil society sector?

1. Select relevant filters: all pillars, Viet Nam as recipient country, all sectors and all years.
2. Use the data visualisation to view the breakdown by e.g. SDG and sector to get an overview.

**Findings:** Donors especially contribute to SDG goals 8 and 7. In terms of sectors, donors focus on transport & storage and energy. Government & civil society does not seem to belong to the main priorities.



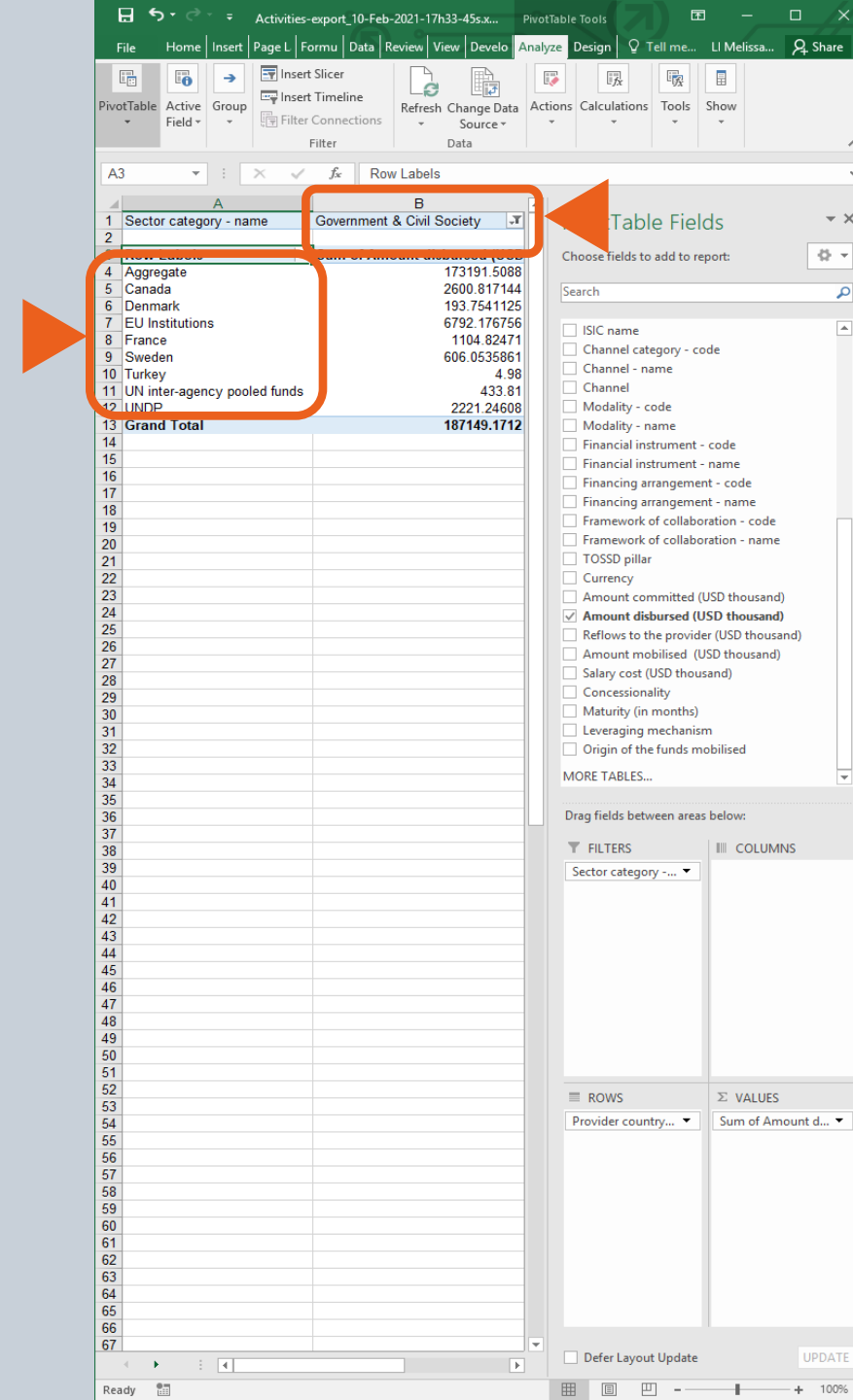
## Development planning

# Donor coordination

How can TOSSD data support donor coordination in Viet Nam in the government & civil society sector?

3. To explore donor activities in more detail, export the results of your query, e.g. in Excel. In Excel, you can use Pivot Tables to e.g. identify the **providers** that contribute to sustainable development in Viet Nam, what **sectors** they target and how much **resources** they spent.

**Outcome:** Viet Nam can identify potential duplication of providers' support in this sector. The country could further examine this in a sector coordination group.



The screenshot shows an Excel PivotTable with the following data:

Sector category - name	Government & Civil Society
Aggregate	173191.5088
Canada	2600.817144
Denmark	193.7541125
EU Institutions	6792.176756
France	1104.82471
Sweden	606.0535861
Turkey	4.98
UN inter-agency pooled funds	433.81
UNDP	2221.24608
Grand Total	187149.1712

The 'Table Fields' task pane on the right shows the following fields:

- ISIC name
- Channel category - code
- Channel - name
- Channel
- Modality - code
- Modality - name
- Financial instrument - code
- Financial instrument - name
- Financing arrangement - code
- Financing arrangement - name
- Framework of collaboration - code
- Framework of collaboration - name
- TOSSD pillar
- Currency
- Amount committed (USD thousand)
- ☒ Amount disbursed (USD thousand)
- Reflows to the provider (USD thousand)
- Amount mobilised (USD thousand)
- Salary cost (USD thousand)
- Concessionality
- Maturity (in months)
- Leveraging mechanism
- Origin of the funds mobilised

The PivotTable is configured with 'Sector category - name' as the filter and 'Provider country...' as the row label. The values are summed by 'Amount d...'.

# TOSSD as a critical input for INFFs

- **Definition of Integrated National Financing Framework (INFFs):** A comprehensive framework mapping the landscape for financing sustainable development at country-level (**with TOSSD data as a crucial input**) and laying out a **financing strategy** to implement targeted policies and reforms in order to reach the SDGs.



TOSSD is a critical input for the assessment and diagnostics phase.

For more information, see the INFF website : <https://inff.org/>

3

# SDG monitoring

## SDG monitoring

# Make sure development co-operation is aligned with recipient countries' priorities for sustainable development

### How to use TOSSD data

- Identify recipient countries' priorities for sustainable development, e.g. in a dedicated strategy.
- Identify providers' priorities for certain SDG goals and targets.
- Compare provider and recipient countries' priorities and identify funding gaps.
- Consult with provider countries to re-align development co-operation.

### How to use TOSSD.online

1. Select relevant filters (pillar, recipient country, sector, year)
2. Click on "Apply selection"
3. Select the data visualisation chart by pillar, sector (CRS or ISIC), recipient (chart or map), SDG goals and targets
4. Click on "Browse activities"
5. Click on "Export activities" and download in excel, pdf or xml
6. You are now ready to use and analyse TOSSD data!



## SDG monitoring

# Make sure development co-operation is aligned with recipient countries' priorities for sustainable development


## Identify recipient countries' priorities for sustainable development

### Example: Bangladesh

- Bangladesh defined its 39 + 1 priority indicators.



Which SDG goals and targets do providers support in Bangladesh?



### 39+1 INDICATORS

#### SDG 1 : End poverty in all its forms everywhere

- > **NPI 1** Reduce the proportion of population living below extreme poverty line below 3% (SDG Indicator 1.2.1)
- > **NPI 2** Reduce the proportion of population living below national poverty line below 10% (SDG Indicator 1.2.1)

#### SDG 2 : End hunger, achieve food security and improved nutrition and promote sustainable agriculture

- > **NPI 3** Reduce the prevalence of stunting among children under 5 years of age to 12% (SDG Indicator 2.2.1)
- > **NPI 4** Ensure the proportion of cultivable land at a minimum of 55% of the total land area

#### SDG 3 : Ensure healthy lives and promote well-being for all at all ages

- > **NPI 5** Reduce neonatal mortality rate to 12 per 1,000 live births (SDG Indicator 3.2.2)
- > **NPI 6** Reduce under-5 mortality rate to 25 per 1,000 live births (SDG Indicator 3.2.1)
- > **NPI 7** Reduce the maternal mortality ratio to 70 per 100,000 live births (SDG Indicator 3.1.1)
- > **NPI 8** Reduce death rate due to road traffic injuries to 1.2 per 100,000 people (SDG Indicator 3.6.1)

#### SDG 4 : Ensure inclusive and equitable quality education and promote lifelong learning opportunities for all

- > **NPI 9** Ensure 100% completion rate of primary education
- > **NPI 10** Ensure 100% completion rate of junior secondary education
- > **NPI 11** Ensure the proportion of students in technical level above 20% to the total students passed every year in the secondary education (SSC, Dakhil, and Vocational)
- > **NPI 12** Ensure the proportion of schools by 100% with access to the following: A. Electricity B. Internet C. Basic drinking water D. Single-sex basic sanitation facilities (SDG Indicator 4.a.1)
- > **NPI 13** Ensure the proportion of schools by 100% with access to adapted infrastructure and materials for the child/ students with disability (SDG Indicator 4.a.1)

#### SDG 5 : Achieve gender equality and empower all women and girls

- > **NPI 14** Reduce the proportion of women aged 20-24 years who were married before age 15 to zero (SDG Indicator 5.3.1)
- > **NPI 15** Reduce the proportion of women aged 20-24 years who were married before age 18 to 10% (SDG Indicator 5.3.1)
- > **NPI 16** Increase the female labor force participation rate to 50%

#### SDG 6 : Ensure availability and sustainable management of water and sanitation for all

- > **NPI 17** Ensure 100% population using safely managed drinking water services (SDG Indicator 6.1.1)
- > **NPI 18** Ensure 100% population using safely managed sanitation services (SDG Indicator 6.2.1)

#### SDG 7 : Ensure access to affordable, reliable, sustainable and modern energy for all

- > **NPI 19** Ensure access to electricity for 100% population (SDG Indicator 7.1.1)
- > **NPI 20** Increase renewable energy share in total final energy consumption to 10% (SDG Indicator 7.2.1)

## SDG monitoring

Make sure development co-operation is aligned with recipient countries' priorities for sustainable development

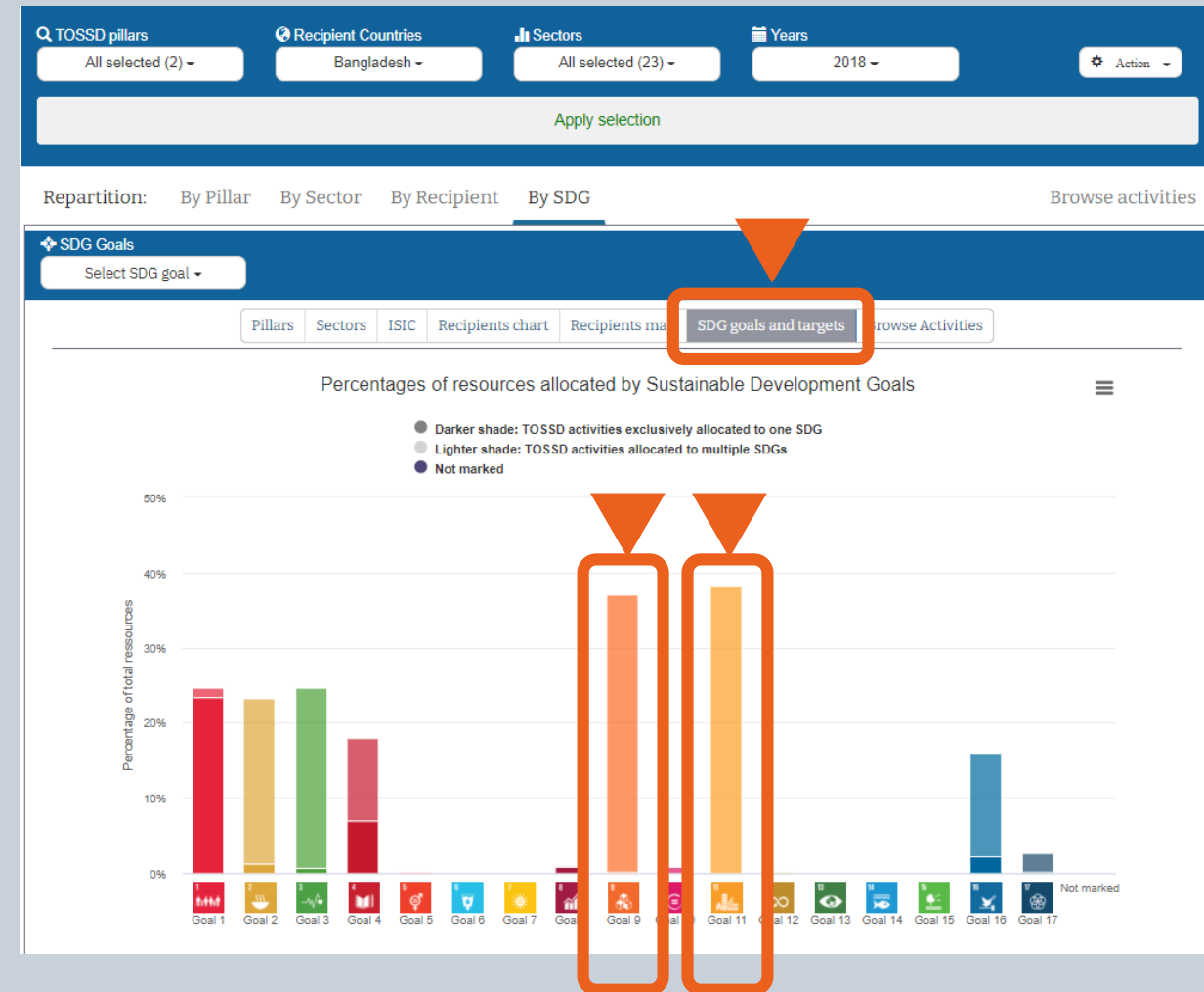
### Identify the various SDG priorities of providers (1/2)

1. Select relevant filters: all pillars, Bangladesh as recipient country, all sectors and a year.
2. Use the data visualisation to view the breakdown by SDG goal and target.

**Findings:** Providers prioritise goals 9 and 11.



Which SDG targets do providers focus on in Bangladesh?



## SDG monitoring

Make sure development co-operation is aligned with recipient countries' priorities for sustainable development

Identify the various SDG priorities of providers (2/2)

Example: Bangladesh

Providers prioritise SDG targets 9.1 and 11.2



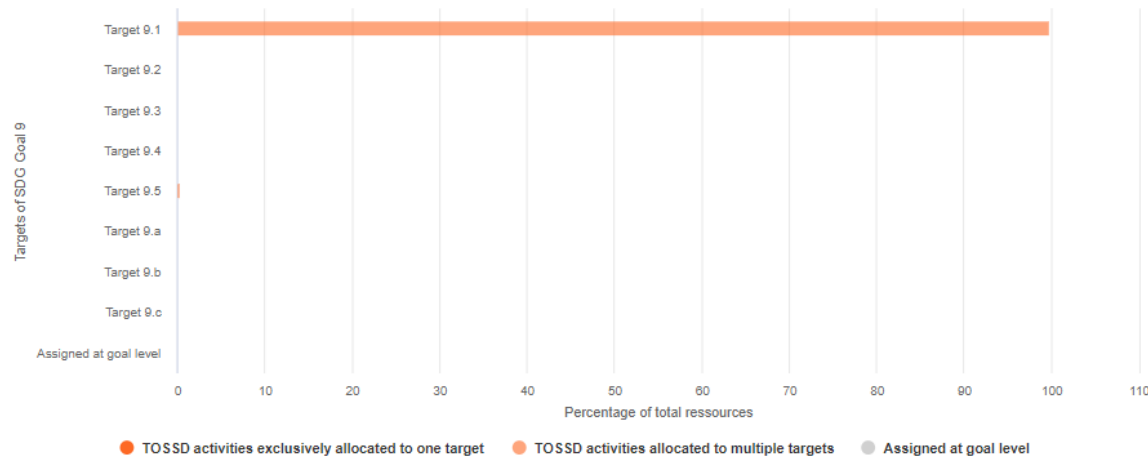
Does it match with the country's priorities?

### 9 INDUSTRY, INNOVATION AND INFRASTRUCTURE



Build resilient infrastructure, promote inclusive and sustainable industrialization and foster innovation

Repartition of resources allocated to Goal 9 (in percentages)

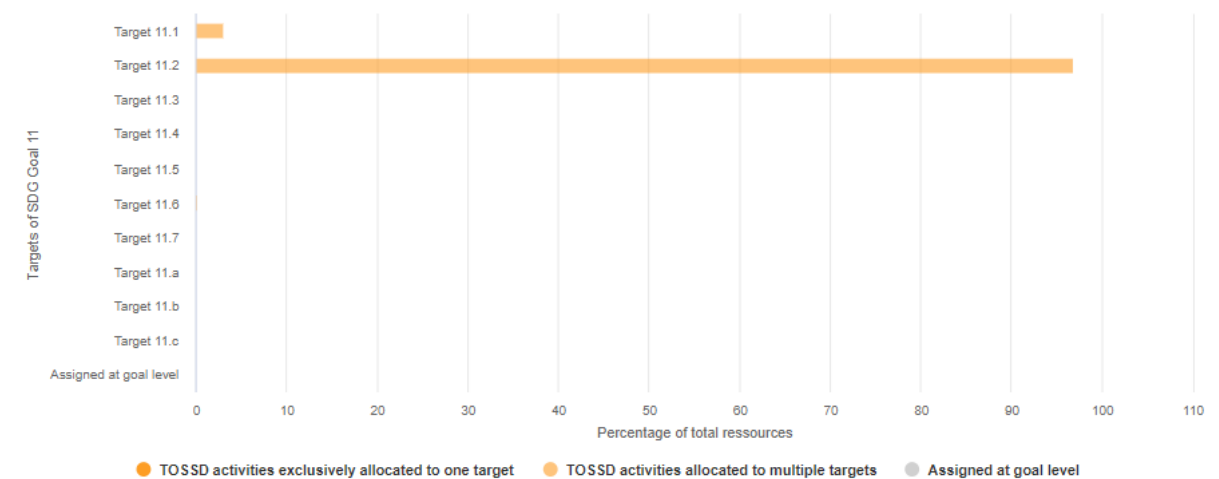


### 11 SUSTAINABLE CITIES AND COMMUNITIES



Make cities and human settlements inclusive, safe, resilient and sustainable

Repartition of resources allocated to Goal 11 (in percentages)



## SDG monitoring

# Make sure development co-operation is aligned with recipient countries' priorities for sustainable development

## Compare priorities and identify funding gaps

### Example: Bangladesh

- In its 39+1 priority indicators list
  - Bangladesh prioritises SDG targets 9.1 and 9.2.
  - Bangladesh only prioritises SDG target 11.2.



Providers match Bangladesh's priorities for SDG goals 9 and 11. However, they could also support SDG target 9.2, as the country also selected this as priority.

### SDG 9 : Build resilient infrastructure, promote inclusive and sustainable industrialization and foster innovation

- > **NPI 24** Ensure 100 percent pucca roads (suitable for all seasons) (SDG Indicator 9.1.1)
- > **NPI 25** Increase Industry (manufacturing) value added as a proportion of GDP to 35% (SDG Indicator 9.2.1)
- > **NPI 26** Increase manufacturing employment as a proportion of total employment to 25% (SDG Indicator 9.2.2)
- > **NPI 27** Increase the number of entrepreneurs ten times in the Information and Communication Technology sector

### SDG 11 : Make cities and human settlements inclusive, safe, resilient and sustainable

- > **NPI 30** Ensure women, children, elderly and persons with disabilities have convenient access to public transport (minimum 20% seats) (SDG Indicator 11.2.1)

# Questions & answers

---

Any questions?



4

# **Analysis of TOSSD flows**

# Use TOSSD data for more detailed analyses

As TOSSD captures activity-level data, detailed analyses can be made. Examples:

**1**

**Find specific  
information for a  
project**

**2**

**Analyse the  
Islamic finance  
landscape**

**3**

**Analyse South-  
South co-  
operation  
activities**

**4**

**Analyse Pillar II  
expenditures**

# Find specific information about a project

### How to use TOSSD data

- Find specific project information such as project description, the amount of resources, or the channel through which the project was implemented.

### How to use TOSSD.online

1. Select relevant filters (pillar, recipient country, sector, year)
2. Click on “Apply selection”
3. Select the data visualisation chart by pillar, sector (CRS or ISIC), recipient (chart or map), SDG goals and targets
4. Click on “Browse activities”
5. Click on “Export activities” and download in excel, pdf or xml
6. You are now ready to use and analyse TOSSD data!



## Analysis of TOSSD flows

# Find specific information about a project

Example: Find specific information about a project in Costa Rica in the education sector.

1. Select relevant filters: all pillars, Costa Rica as recipient country, the education sector and all years.
2. Apply selection, click on “browse activities” and export results, in e.g. Excel.

The screenshot shows the TOSSD project search interface. At the top, there are four filter dropdowns: "Select pillar", "Costa Rica", "Education", and "Select year". Each dropdown is highlighted with an orange box and an orange arrow pointing to it. Below these filters is a green "Apply selection" button. To the right of the filters is an "Action" dropdown menu, also highlighted with an orange box and an orange arrow. Below the filters, there are tabs for "Repartition: By Pillar", "By Sector", "By Recipient", and "By SDG". The "Browse activities" button is highlighted with an orange box and an orange arrow. Below the tabs, there is a search bar with a "Search" button and an "Export results" button, both highlighted with orange boxes and orange arrows. Below the search bar, there is a pagination bar with numbers 1 through 9, "next", and "last". Below the pagination bar, there is a table with the following columns: "Recipient", "Project title", "Sector", "SDGFocus", and "Amount (USD K)". The table contains seven rows of data.

Recipient	Project title	Sector	SDGFocus	Amount (USD K)
Costa Rica	Estimated data gaps: semi aggregates	Education	Not set	28606.37
Costa Rica	Estimated data gaps: semi aggregates	Education	Not set	2070.18
Costa Rica	Indirect student costs (7)	Education	4	71.86
Costa Rica	Indirect student costs Universities of Applied Sciences	Education	4	37.46
Costa Rica	Ernst Mach-Scholarships - Study support, Higher education/Post Graduate-Scholarships	Education	4	1.18
Costa Rica	Education secondaire_Enseignement secondaire	Education	4;1	5.02
Costa Rica	Coûts imputés des étudiants	Education	4.4;4.3	555.24

## Analysis of TOSSD flows

# Find specific information about a project

Example: Find specific information about a project in Costa Rica in the education sector.

- Review the information for the respective project. As an example, look at the last activity in this table.

Activities-export\_6-Feb-2021-15h20-05s.xlsx - Excel

LI Melissa, DCD/FSD

FileHomeInsertPage LayoutFormulasDataReviewViewDeveloperTell me what you want to do...

CutCopyFormat Painter

Clipboard

Arial10A+

B

I

U

Font

Wrap Text

Merge & Center

Alignment

General

%

0.00

00

Number

NormalBadGoodNeutralCalculation

Check CellExplanatory T...InputLinked CellNote

Styles

InsertDeleteFormat

Cells

AutoSumFillClear

Sort & Find & FilterSelect

Editing

142

	A	B	C	D	E	F	G	H	I	J	K	L	M	N	O	P	Q	R	S	T	U	V	W	X	Y	Z	AA	AB	AC	AD	AE
1	Reporting year	Provider country	Provider country	Provider agency	Provider project	TOSSD ID	NL TOSSD recip	TOSSD recip	Region	Project title	Description	External link	SDG focus	Sector category	Sector category	Purpose code	Purpose name	ISIC code	ISIC name	Channel category	Channel - nar	Channel	Modality - co	Modality - nar	Financial inst	Financial inst	Financing arr	Financing arr	Framework of	Framework of	TOSSD pillar
2	2017	0	Aggregate	Aggregate	0	336	Costa Rica	America	Aggregate	Aggregate		4.1	110	Education				O	Public administration and defence; compulsory social security											1	
3	2017	0	Aggregate	Aggregate	0	336	Costa Rica	America	Aggregate	Aggregate		4.1,4.5	110	Education				O	Public administration and defence; compulsory social security											1	
4	2017	0	Aggregate	Aggregate	0	336	Costa Rica	America	Aggregate	Aggregate			110	Education				P	Education											1	
5	2017	0	Aggregate	Aggregate	0	336	Costa Rica	America	Aggregate	Aggregate		4.1	110	Education				P	Education											1	
6	2017	0	Aggregate	Aggregate	0	336	Costa Rica	America	Aggregate	Aggregate		4.1,4.5	110	Education				P	Education											1	
7	2017	0	Aggregate	Aggregate	0	336	Costa Rica	America	Aggregate	Aggregate		4.2	110	Education				P	Education											1	
8	2017	0	Aggregate	Aggregate	0	336	Costa Rica	America	Aggregate	Aggregate		4.2,4.5	110	Education				P	Education											1	
9	2017	0	Aggregate	Aggregate	0	336	Costa Rica	America	Aggregate	Aggregate		4.3	110	Education				P	Education											1	
10	2017	0	Aggregate	Aggregate	0	336	Costa Rica	America	Aggregate	Aggregate		4.3,4.5	110	Education				P	Education											1	
11	2017	0	Aggregate	Aggregate	0	336	Costa Rica	America	Aggregate	Aggregate		4.a	110	Education				P	Education											1	
12	2017	0	Aggregate	Aggregate	0	336	Costa Rica	America	Aggregate	Aggregate		4.a,4.5	110	Education				P	Education											1	
13	2017	0	Aggregate	Aggregate	0	336	Costa Rica	America	Aggregate	Aggregate		4.c	110	Education				P	Education											1	
14	2017	0	Aggregate	Aggregate	0	336	Costa Rica	America	Aggregate	Aggregate		5.10	110	Education				P	Education											1	
15	2017	0	Aggregate	Aggregate	0	336	Costa Rica	America	Aggregate	Aggregate		4.3	110	Education				P	Education											2	
16	2017	0	Aggregate	Aggregate	0	336	Costa Rica	America	Aggregate	Aggregate		4.3,4.5	110	Education				P	Education											2	
17	2017	10	Sweden	Swedish Insti	2017-70	2017240051	336	Costa Rica	America	Swedish Insti	Swedish Institute Scholars	5.4.5.4.3.16	110	Education		11420	Higher educa	P	Education		Donor Govern	Svenska insti	E01	Scholarships	110	Standard grant				2	
18	2017	10	Sweden	Swedish Insti	2017-69	2017240241	336	Costa Rica	America	Swedish Insti	Swedish Institute Scholars	5.4.5.4.3.16	110	Education		11420	Higher educa	P	Education		Donor Govern	Svenska insti	E01	Scholarships	110	Standard grant				2	
19	2017	4	France	Ministry of Fc	DPO-17-01	2017832906	336	Costa Rica	America	Réserves parl	COSTA RICA - Réserves p	5.4.5.4.1	110	Education		11110	Education po O		Public administration and d	Donor Govern	Gouvermemer	D02	Other technic	110	Standard grant				1		
20	2017	4	France	Ministry of Fc	DPO-17-01	2017850206	336	Costa Rica	America	Réserves parl	COSTA RICA - Réserves p	5.4.5.4.1	110	Education		11110	Education po O		Public administration and d	Donor Govern	Gouvermemer	D02	Other technic	110	Standard grant				1		
21	2017	4	France	Ministry of Fc	205L01	2017585306	336	Costa Rica	America	Lycée franco-	COSTA RICA - TRES RIOS	5.4.5.4.1	110	Education		11220	Primary educ	P	Education		Donor Govern	Gouvermemer	D02	Other technic	110	Standard grant			1		
22	2017	4	France	Ministry of Fc	205L01	2017598106	336	Costa Rica	America	Lycée franco-	COSTA RICA - TRES RIOS	5.4.5.4.1	110	Education		11320	Secondary ec	P	Education		Donor Govern	Gouvermemer	D02	Other technic	110	Standard grant			1		
23	2017	4	France	Ministry of Foreign Affairs		2017640706	336	Costa Rica	America	Expertise tec	Expertise technique dans l	5.4.5.4.3	110	Education		11420	Higher educa	P	Education		Public Sector	INSTITUTION	D01	In-kind techn	110	Standard grant			1		
24	2017	4	France	Ministry of Education, High		2017364117	336	Costa Rica	America	Bourses ME	Bourses MESR en faveur d	5.4.5.4.3	110	Education		11420	Higher educa	P	Education		Donor Govern	Gouvermemer	E01	Scholarships	110	Standard grant			2		
25	2017	4	France	Ministry of Education, High		2017384117	336	Costa Rica	America	Coûts imputé	Coûts imputés des étudiant	5.4.5.4.3	110	Education		11420	Higher educa	P	Education		Donor Govern	Gouvermemer	E02	Imputed stud	110	Standard grant			2		
26	2017	4	France	Ministry of Economy, Finar		2017995310	336	Costa Rica	America	Coûts imputé	Coûts imputés des étudiant	5.4.5.4.3	110	Education		11420	Higher educa	P	Education		Donor Govern	Gouvermemer	E02	Imputed stud	110	Standard grant			2		
27	2017	50	Spain	Public Univer	009-106588-C	2017000643	336	Costa Rica	America	Fundación C	Becas que se conceden a	4.3	110	Education		11420	Higher educa	P	Education		University, co	University of	E02	Imputed stud	110	Standard grant			2		
28	2017	50	Spain	Public Univer	009-107190-C	2017001235	336	Costa Rica	America	Scholarship p	La Universidad de Zaragoza	4.3	110	Education		11420	Higher educa	P	Education		University, co	University of	E01	Scholarships	110	Standard grant			2		
29	2017	918	EU Institution	European Co	SCR.DEC.02	2017000825	336	Costa Rica	America	PROEDUCA	Diminish the drop_out rate	5.4.5.4.1.16	110	Education		11320	Secondary ec	P	Education		Central Gover	Central Gover	C01	Projects	110	Standard grant			1		
30	2017	918	EU Institution	European Co	SCR.CTR.29	2017000826	336	Costa Rica	America	Asistencia t	ATI para un proyecto para c	4.1	110	Education		11320	Secondary ec	P	Education		Private Secto	Private sector	C01	Projects	110	Standard grant			1		
31	2017	918	EU Institution	European Co	SCR.CTR.34	2017000827	336	Costa Rica	America	Costa Rica	Servicios de auditoria finan	5.4.5.4.1.16	110	Education		11320	Secondary ec	P	Education		Private Secto	Private sector	C01	Projects	110	Standard grant			1		
32	2017	918	EU Institution	European Co	SCR.CTR.37	2017000828	336	Costa Rica	America	Suministro de	Lote 1. Proyectores multini	5.4.5.4.1.16	110	Education		11320	Secondary ec	P	Education		Recipient Go	Recipient Go	C01	Projects	110	Standard grant			1		
33	2017	918	EU Institution	European Co	SCR.CTR.38	2017000829	336	Costa Rica	America	Costa Rica	Evaluci—n final del PROE	5.4.5.4.1.16	110	Education		11320	Secondary ec	P	Education		Recipient Go	Recipient Go	C01	Projects	110	Standard grant			1		
34	2017	918	EU Institution	European Co	SCR.CTR.38	2017009460	336	Costa Rica	America	Costa Rica	Asistencia t	écnica para la f	5.4.5.4.1.3.16	110	Education		11320	Secondary ec	P	Education		Third Country	Third Country	C01	Projects	110	Standard grant			1	
35	2018	301	Canada	Global Affairs	P002591001	2018A00000336	336	Costa Rica	America	Alternatives -	This project is part of Glob	4.1.17.6.16.7	110	Education		11220	Primary educ	P	Education		Donor countr	Alternatives	D01	In-kind techn	110	Standard grant			1		

# Find specific information about a project

Example: Find specific information about a project in Costa Rica in the education sector.

TOSSD element	Information
Year	2018
Provider country	Canada
Provider agency	Global Affairs Canada
Recipient country	Costa Rica
Project title	Alternatives - IYIP Internships 2018-2021
Description	<p>This project is part of Global Affairs Canada’s International Youth Internship Program (IYIP), funded by the Government of Canada's Youth Employment Strategy. The IYIP is designed to offer Canadian post-secondary graduates the opportunity to gain professional experience in international development. In consortium with the Réseau des carrefours jeunesse-emploi du Québec, University, TUQ, Ricochet and Funambules M.dias, Alternatives sends 120 interns to 10 countries as part of the ICT Driving Social Change project. Project activities include: setting up a training program on how to use information and communication technology (ICT) as an international development tool for interns; developing and facilitating educational games in math, chemistry and physics; developing an online discussion forum every year to share best practices and tools; practical work with Canadian organizations working in the social communications, ICT, media or digital security sectors; and providing training on communications strategies in support of work on international development (governance, gender equality and environment).</p>
SDG focus	4.1;17.6;16.7;16.1
Purpose	Primary education
Channel	Donor country-based NGO
Modality	In-kind co-operation expert
Amount committed	8.2 million CAD
Amount disbursed	3.9 million CAD

# Analyse the Islamic finance landscape

## How to use TOSSD data

- Find information about Islamic finance operations explicitly designed to contribute to sustainable development.
- Islamic finance relates to sharia-compliant finance,

## How to use TOSSD.online

1. Select relevant filters (pillar, recipient country, sector, year)
2. Click on “Apply selection”
3. Select the data visualisation chart by pillar, sector (CRS or ISIC), recipient (chart or map), SDG goals and targets
4. Click on “Browse activities”
5. Click on “Export activities” and download in excel, pdf or xml
6. You are now ready to use and analyse TOSSD data!

## Analysis of TOSSD flows

# Analyse the Islamic finance landscape

1. Select relevant filters: all pillars, all recipient countries, all sectors and all years.
2. Apply selection, click on “browse activities” and export results, in e.g. Excel.

The screenshot shows the TOSSD application interface with several key elements highlighted by orange boxes and arrows:

- Filters:** Four dropdown menus at the top are highlighted: "All selected (2)" for Pillars, "All selected (170)" for Recipient Countries, "All selected (23)" for Sectors, and "2019" for Years. An "Apply selection" button is located below these filters.
- Repartition:** A row of tabs below the filters includes "By Pillar", "By Sector", "By Recipient", and "By SDG".
- Browse activities:** A button labeled "Browse activities" is highlighted in the top right corner.
- Export results:** A button labeled "Export results" with a download icon is highlighted in the center of the interface.
- Search and Pagination:** A search bar and a "Search" button are located below the repartition tabs. Below them is a pagination bar with links for "first", "previous", "28602", "28603", "28604", "28605", "28606" (the current page), "28607", "28608", "28609", "28610", "next", and "last".

The main data table displays the following information:

Recipient	Project title	Sector	SDGFocus	Amount (USD K)
China (People's Republic of)	Improvement of the Environmental Performance of the Foam Sector. Phase out and Management of HBCD in China	Industry, Mining, Construction	9;7;3;2;13;12;11;1	14.80
Developing countries, unspecified	UNIDO's strategic positioning in the UNDS reform process through its New York Office	Industry, Mining, Construction	9	57.83
India	Modernization and Greening of Small and Medium Industries in India	Industry, Mining, Construction	9;2;17;12;1	1.87
Senegal	Social and economic empowerment of women in decentralized municipalities of Dakar	Industry, Mining, Construction	9;8;5;4;2;10;1	6.79

## Analysis of TOSSD flows

# Analyse the Islamic finance landscape

3. Click “Data” and select “Filter”

4. Click on “Financing arrangement - code” and select “FA02”

# Analyse South-South co-operation activities

## How to use TOSSD data

- Explore South-South co-operation activities in TOSSD.

## How to use TOSSD.online

1. Select relevant filters (pillar, recipient country, sector, year)
2. Click on “Apply selection”
3. Select the data visualisation chart by pillar, sector (CRS or ISIC), recipient (chart or map), SDG goals and targets
4. Click on “Browse activities”
5. Click on “Export activities” and download in excel, pdf or xml
6. You are now ready to use and analyse TOSSD data!



## Analysis of TOSSD flows

# Analyse South-South co-operation activities in TOSSD

1. Select relevant filters: all pillars, all recipient countries, all sectors and all years.
2. Apply selection, click on “browse activities” and export results, in e.g. Excel.

The screenshot shows the TOSSD application interface with several annotations (orange boxes and arrows) highlighting key features:

- Filters:** Four dropdown menus at the top are highlighted: "All selected (2)" for Pillars, "All selected (170)" for Recipient Countries, "All selected (23)" for Sectors, and "2019" for Years. An "Apply selection" button is located below these filters.
- Repartition:** A row of tabs below the filters includes "By Pillar", "By Sector", "By Recipient", and "By SDG".
- Browse activities:** A button labeled "Browse activities" is highlighted in the top right corner.
- Search and Export:** A search bar with a "Search" button and an "Export results" button (with a download icon) are highlighted.
- Results Table:** A table displaying search results with columns: Recipient, Project title, Sector, SDGFocus, and Amount (USD K). The table shows four rows of data.

Recipient	Project title	Sector	SDGFocus	Amount (USD K)
China (People's Republic of)	Improvement of the Environmental Performance of the Foam Sector. Phase out and Management of HBCD in China	Industry, Mining, Construction	9;7;3;2;13;12;11;1	14.80
Developing countries, unspecified	UNIDO's strategic positioning in the UNDS reform process through its New York Office	Industry, Mining, Construction	9	57.83
India	Modernization and Greening of Small and Medium Industries in India	Industry, Mining, Construction	9;2;17;12;1	1.87
Senegal	Social and economic empowerment of women in decentralized municipalities of Dakar	Industry, Mining, Construction	9;8;5;4;2;10;1	6.79



## Analysis of TOSSD flows

# Analyse South-South co-operation activities in TOSSD

3. Click “Data” and select “Filter”

4. Click on “Framework of collaboration” and select “FC01”

FileHomeInsertPage LayoutFormulasDataReviewViewDeveloperTell me what you want to do...

From AccessFrom WebFrom TextFrom Other SourcesExisting ConnectionsNew QueryRecent SourcesShow QueriesFrom Table

RefreshAllPropertiesEdit LinksConnectionsSortFilterClearReapplyAdvanced

Text to ColumnsFlash FillRemove DuplicatesData Consolidate RelationshipsManage Data ModelWhat-If AnalysisForecast SheetGroup Ungroup SubtotalHide Detail

Get External DataGet & TransformConnectionsData ToolsForecastOutline

AL73693

	A	B	C	D	E	F	G	H	I	J	K	L	M	N	O	P	Q	R	S	T	U	V	W	X	Y	Z	AA	AB	AC	AD	AE	
1	Reporti	Provide	Provide	Provide	Provide	TOSSD	TOSSD	TOSSD	Region	Project	Descrip	Externa	SDG	Sector	Sector	Purpos	Purpos	ISICCod	ISIC_n	Chann	Chann	Chann	Modalit	Modalit	Financi	Financi	Financi	Financi	Financi	Framework of collaboration	Framework of collaboration	TOSSD
69224	2019	50	Spain	Miscellaneous	2E+09	489	South Am America	Curso de	Esta activi	https://ww	11	998	Unallocated / Unspe	Sectors not specified	Instituto di A00	Budget su	110	Standard	FA01	FC01												
69225	2019	50	Spain	Miscellaneous	2E+09	489	South Am America	I Conferen	En el mar	https://ciuc	11	110	Education	Education	8412	Regulation of the activities of pr	Instituto di A00	Budget su	110	Standard	FA01	FC01										
72471	2019	50	Spain	Public Uni TOSSD-E	2E+09	425	Argentina America	Optimisati	IBEROMA	http://www.7.a.4.c.17	230	Energy	Education	8412	Regulation of the activities of pr	Universita D01	In-kind tec	2100	Standard	FA03	FC01											
72472	2019	50	Spain	Public Uni TOSSD-E	2E+09	437	Colombia America	MULTIDIM	En octubr	http://www.4.7.17.4.1	110	Education	Education	8412	Regulation of the activities of pr	Universita D01	In-kind tec	2100	Standard	FA03	FC01											
73631	2019	55	Turkey	Miscellani OPLI	2E+09	573	Syrian Ara Asia	Material re	Projects		1.5	700	Humanitarian Aid	Material re	8423	Public ord	11000	Central G	Central G	C01	Projects	110	Standard	grant	FC01							
73632	2019	55	Turkey	Miscellani OPLL	2E+09	573	Syrian Ara Asia	Material re	Projects		1.5	700	Humanitarian Aid	Material re	8423	Public ord	11000	Central G	Central G	C01	Projects	110	Standard	grant	FC01							
73633	2019	55	Turkey	Miscellani OPLM	2E+09	573	Syrian Ara Asia	Material re	Projects		1.5	700	Humanitarian Aid	Material re	8423	Public ord	11000	Central G	Central G	C01	Projects	110	Standard	grant	FC01							
73634	2019	55	Turkey	Miscellani OPLK	2E+09	573	Syrian Ara Asia	Material re	Projects		1.5	700	Humanitarian Aid	Material re	8423	Public ord	11000	Central G	Central G	C01	Projects	110	Standard	grant	FC01							
73635	2019	55	Turkey	Miscellani OPLK	2E+09	573	Syrian Ara Asia	Material re	Projects		1.5	700	Humanitarian Aid	Material re	8423	Public ord	11000	Central G	Central G	C01	Projects	110	Standard	grant	FC01							
73636	2019	55	Turkey	Miscellani OPLK	2E+09	573	Syrian Ara Asia	Material re	Projects		1.5	700	Humanitarian Aid	Material re	8423	Public ord	11000	Central G	Central G	C01	Projects	110	Standard	grant	FC01							
73637	2019	55	Turkey	Miscellani OPLG	2E+09	573	Syrian Ara Asia	Material re	Projects		1.5	700	Humanitarian Aid	Material re	8423	Public ord	11000	Central G	Central G	C01	Projects	110	Standard	grant	FC01							
73638	2019	55	Turkey	Miscellani OPLG	2E+09	573	Syrian Ara Asia	Material re	Projects		1.5	700	Humanitarian Aid	Material re	8423	Public ord	11000	Central G	Central G	C01	Projects	110	Standard	grant	FC01							
73639	2019	55	Turkey	Miscellani OPLG	2E+09	573	Syrian Ara Asia	Material re	Projects		1.5	700	Humanitarian Aid	Material re	8423	Public ord	11000	Central G	Central G	C01	Projects	110	Standard	grant	FC01							
73640	2019	55	Turkey	Miscellani OPLN	2E+09	573	Syrian Ara Asia	Material re	Projects		1.5	700	Humanitarian Aid	Material re	8423	Public ord	11000	Central G	Central G	C01	Projects	110	Standard	grant	FC01							
73641	2019	55	Turkey	Miscellani OPLN	2E+09	573	Syrian Ara Asia	Material re	Projects		1.5	700	Humanitarian Aid	Material re	8423	Public ord	11000	Central G	Central G	C01	Projects	110	Standard	grant	FC01							
73642	2019	55	Turkey	Miscellani OPLN	2E+09	573	Syrian Ara Asia	Material re	Projects		1.5	700	Humanitarian Aid	Material re	8423	Public ord	11000	Central G	Central G	C01	Projects	110	Standard	grant	FC01							
73643	2019	55	Turkey	Miscellani OPLN	2E+09	573	Syrian Ara Asia	Material re	Projects		1.5	700	Humanitarian Aid	Material re	8423	Public ord	11000	Central G	Central G	C01	Projects	110	Standard	grant	FC01							
73644	2019	55	Turkey	Miscellani OPLN	2E+09	573	Syrian Ara Asia	Material re	Projects		1.5	700	Humanitarian Aid	Material re	8423	Public ord	11000	Central G	Central G	C01	Projects	110	Standard	grant	FC01							
73645	2019	55	Turkey	Miscellani OPLN	2E+09	573	Syrian Ara Asia	Material re	Projects		1.5	700	Humanitarian Aid	Material re	8423	Public ord	11000	Central G	Central G	C01	Projects	110	Standard	grant	FC01							
73646	2019	55	Turkey	Miscellani OPLN	2E+09	573	Syrian Ara Asia	Material re	Projects		1.5	700	Humanitarian Aid	Material re	8423	Public ord	11000	Central G	Central G	C01	Projects	110	Standard	grant	FC01							
73647	2019	55	Turkey	Miscellani OPLN	2E+09	573	Syrian Ara Asia	Material re	Projects		1.5	700	Humanitarian Aid	Material re	8423	Public ord	11000	Central G	Central G	C01	Projects	110	Standard	grant	FC01							
73648	2019	55	Turkey	Miscellani OPLN	2E+09	573	Syrian Ara Asia	Material re	Projects		1.5	700	Humanitarian Aid	Material re	8423	Public ord	11000	Central G	Central G	C01	Projects	110	Standard	grant	FC01							
73649	2019	55	Turkey	Miscellani OPLN	2E+09	573	Syrian Ara Asia	Material re	Projects		1.5	700	Humanitarian Aid	Material re	8423	Public ord	11000	Central G	Central G	C01	Projects	110	Standard	grant	FC01							
73650	2019	55	Turkey	Miscellani OPLN	2E+09	573	Syrian Ara Asia	Material re	Projects		1.5	700	Humanitarian Aid	Material re	8423	Public ord	11000	Central G	Central G	C01	Projects	110	Standard	grant	FC01							
73651	2019	55	Turkey	Miscellani OPLN	2E+09	573	Syrian Ara Asia	Material re	Projects		1.5	700	Humanitarian Aid	Material re	8423	Public ord	11000	Central G	Central G	C01	Projects	110	Standard	grant	FC01							
73652	2019	55	Turkey	Miscellani OPLN	2E+09	573	Syrian Ara Asia	Material re	Projects		1.5	700	Humanitarian Aid	Material re	8423	Public ord	11000	Central G	Central G	C01	Projects	110	Standard	grant	FC01							
73653	2019	55	Turkey	Miscellani OPLN	2E+09	573	Syrian Ara Asia	Material re	Projects		1.5	700	Humanitarian Aid	Material re	8423	Public ord	11000	Central G	Central G	C01	Projects	110	Standard	grant	FC01							
73654	2019	55	Turkey	Miscellani OPLN	2E+09	573	Syrian Ara Asia	Material re	Projects		1.5	700	Humanitarian Aid	Material re	8423	Public ord	11000	Central G	Central G	C01	Projects	110	Standard	grant	FC01							
73655	2019	55	Turkey	Miscellani OPLN	2E+09	573	Syrian Ara Asia	Material re	Projects		1.5	700	Humanitarian Aid	Material re	8423	Public ord	11000	Central G	Central G	C01	Projects	110	Standard	grant	FC01							
73656	2019	55	Turkey	Miscellani OPLN	2E+09	573	Syrian Ara Asia	Material re	Projects		1.5	700	Humanitarian Aid	Material re	8423	Public ord	11000	Central G	Central G	C01	Projects	110	Standard	grant	FC01							
73657	2019	55	Turkey	Miscellani OPLN	2E+09	573	Syrian Ara Asia	Material re	Projects		1.5	700	Humanitarian Aid	Material re	8423	Public ord	11000	Central G	Central G	C01	Projects	110	Standard	grant	FC01							
73658	2019	55	Turkey	Miscellani OPLN	2E+09	573	Syrian Ara Asia	Material re	Projects		1.5	700	Humanitarian Aid	Material re	8423	Public ord	11000	Central G	Central G	C01	Projects	110	Standard	grant	FC01							
73659	2019	55	Turkey	Miscellani OPLN	2E+09	573	Syrian Ara Asia	Material re	Projects		1.5	700	Humanitarian Aid	Material re	8423	Public ord	11000	Central G	Central G	C01	Projects	110	Standard	grant	FC01							
73660	2019	55	Turkey	Miscellani OPLN	2E+09	573	Syrian Ara Asia	Material re	Projects		1.5	700	Humanitarian Aid	Material re	8423	Public ord	11000	Central G	Central G	C01	Projects	110	Standard	grant	FC01							

# Analyse Pillar II expenditures

## How to use TOSSD data

- Use the information in Pillar II to analyse resources in support of International Public Goods and development enablers, and to address global challenges.



The Task Force developed specific eligibility criteria for Pillar II activities in Research & Development, peace and security, climate change as well as refugees and protected persons. The Task Force will also develop specific eligibility criteria for new areas based on evidence provided by the data collected from providers.

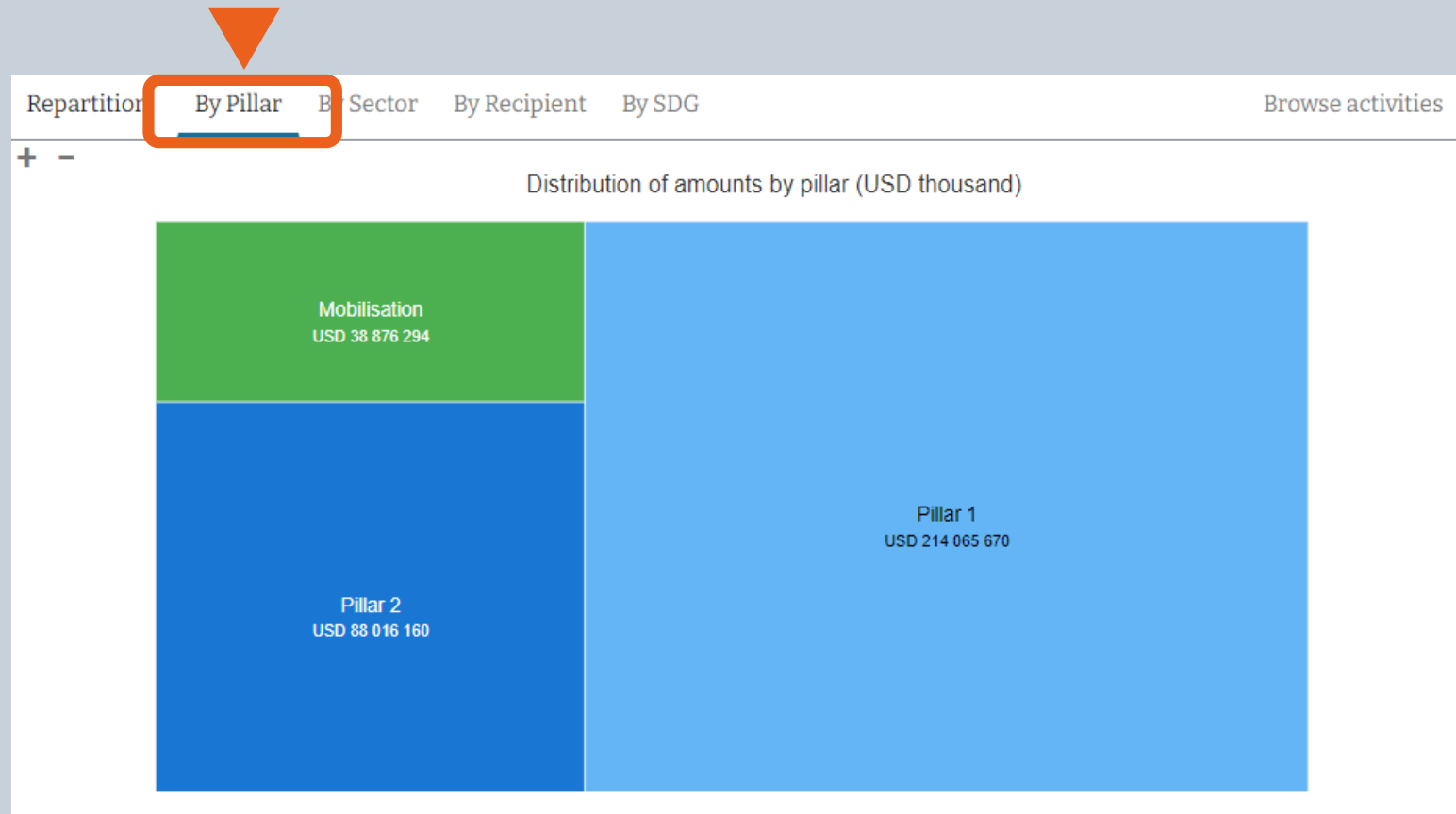
## How to use TOSSD.online

1. Select relevant filters (pillar, recipient country, sector, year)
2. Click on “Apply selection”
3. Select the data visualisation chart by pillar, sector (CRS or ISIC), recipient (chart or map), SDG goals and targets
4. Click on “Browse activities”
5. Click on “Export activities” and download in excel, pdf or xml
6. You are now ready to use and analyse TOSSD data!

# Analyse Pillar II expenditures

### Example: Compare the share of Pillar I and II

1. Select relevant filters: all pillars, all recipient countries, all sectors, all years.
2. Use the data visualisation to view the breakdown by Pillar.



## Analysis of TOSSD flows

# Analyse Pillar II expenditures

### Example: How to analyse Pillar II expenditures

1. Select relevant filters: Pillar II, all recipient countries, all sectors, 2019 as year.
2. Export the results of your query, e.g. in Excel.
3. In Excel, you can use Pivot Tables to e.g. identify **providers**, what **sectors** they target and how much **resources** they spent in support of IPGs.

Activities-export\_12-Feb-2021-07h50-05s.xlsx - Excel

PivotTable Tools

File Home Insert Page Layout Formulas Data Review View Developer Analyze Design Tell me... LI Melissa... Share

Clipboard Font Alignment Number Styles Cells Editing

TOSSD pillar

Row Labels Sum of Amount disbursed (USD thousand)

Aggregate 62104303.41

Canada

Administrative Costs of Donors 221651.601

Agriculture, Forestry, Fishing 49286.04506

Banking & Financial Services 9093.056091

Business & Other Services 586.3745081

Communications 565.4347658

Education 16030.50999

Energy 1713.590655

General Environment Protection 13009.46724

Government & Civil Society 186835.7569

Health 19170.54502

Humanitarian Aid 18709.97608

Industry, Mining, Construction 5808.610447

Other Multisector 49065.90214

Other social infrastructure and services 5955.047193

Population Policies/Programmes & Reproductive Health 761.0909652

Refugees in Donor Countries 505940.7762

Trade Policies & Regulations 4266.870074

Unallocated / Unspecified 112784.8303

Water Supply & Sanitation 1685.479515

Denmark

Action Relating to Debt 2401.186146

Administrative Costs of Donors 144234.5227

PivotTable Fields

Choose fields to add to report:

Reporting year

Provider country/institution - code

☒ Provider country/institution - na...

Provider agency

Provider project number

TOSSD ID Number

TOSSD recipient - code

Drag fields between areas below:

FILTERS TOSSD pillar

COLUMNS

ROWS Provider cou... Sector categ...

VALUES Sum of Amou...

Defer Layout Update UPDATE

## Analyse Pillar II expenditures

### Example of a Pillar II project: the ITER project

- ITER is an intergovernmental research and engineering project aimed at proving the *“feasibility of nuclear fusion as a large-scale and carbon-free source of energy based on the same principle that powers our Sun and stars”*.
- In addition to the absence of greenhouse gases, advantages of nuclear fusion include the absence of long-lasting radioactivity, nearly unlimited availability, and limited risk of proliferation. Should ITER succeed in making the demonstration that nuclear fusion is scientifically and technologically feasible, it will provide a major contribution to global sustainable development. A notable feature of the ITER project is that it mobilises both advanced and emerging economies to co-operate on producing a particular GPG; members of ITER are China, the European Union (EU), India, Japan, Korea, Russia and the United States.



# Questions & answers

---

Any questions?



5

# **Monitoring of global commitments**





## Monitoring of global commitments

# Use of TOSSD data by the Global Compact on Refugees (GCR)

TOSSD is recognised as an official data source for five indicators of the GCR Indicator Framework

Indicators of the GCR Indicator Framework	Relevant TOSSD components
1a) Flows provided to, or for the benefit of, refugees and host communities in refugee hosting countries (1.1.1a).  1b) and in donor countries (1.1.1b).	<b>Modality I03:</b> Support to refugees/protected persons - in other countries of asylum (TOSSD-eligible countries)  <b>Modality I01:</b> Support to refugees/protected persons in the provider country (up to 12 months of their stay)  <b>Modality I02:</b> Support to refugees/protected persons in the provider country (beyond the 12 months period)
2) Number of donors providing resources to, or for the benefit of, refugees and host communities in refugee-hosting countries (1.1.2)	<b>Modality I03 and provider country</b>

## Monitoring of global commitments

# Use of TOSSD data by the Global Compact on Refugees (GCR)

TOSSD is recognised as an official data source for five indicators of the GCR Indicator Framework

Indicators of the GCR Indicator Framework	Relevant TOSSD components
3) Proportion of resources provided to, or for the benefit of, refugees and host communities, channelled to national actors in refugee-hosting countries (1.2.1).	<b>Modality I03 and channel</b>
4) Flows of resources provided to, or for the benefit of, refugee returnees in the country of origin (4.1.1).	<b>Modality I04:</b> Support to refugees/protected persons voluntarily returning to their countries of origin, nationality or last habitual residence (TOSSD-eligible countries)
5) Number of donors providing resources to, or for the benefit of, refugee returnees in the country of origin (4.1.2).	<b>Modality I04 and provider country</b>

6

**Development effectiveness**

# TOSSD data can help to improve development effectiveness

TOSSD can be part of a renewed rationale for development effectiveness: a more comprehensive picture of the official flows and delivery channels provided by a broader landscape of actors, including the private sector, is a basis for better understanding effectiveness challenges and devising solutions for effective delivery at country level.

### Country Ownership



### Focus on Results



### Inclusive Partnerships



### Transparency and Mutual Accountability



# TOSSD data can help to improve development effectiveness

TOSSD can support development stakeholders to implement the four principles of effective development co-operation:

1

## Country Ownership



**Ownership**: TOSSD can provide developing countries with a wider view of development resources flows for their country, and how these resources are aligned with the SDGs.

2

## Focus on Results



**Focus on Results**: having a fuller list of development activities gives developing countries important information to make the link to the results of these activities.

# TOSSD data can help to improve development effectiveness

TOSSD can support development stakeholders to implement the four principles of effective development co-operation:

3



**Inclusive Partnerships:** TOSSD provides a picture of the wide array of partnership modalities, including South-South and Triangular Co-operation, but also those involving the private sector and philanthropic foundations.

4



**Transparency and Mutual Accountability:** more comprehensive data on resource flows promotes transparency amongst all actors, can be a basis for coordination, and is critical for ensuring evidence-based accountability and dialogue between actors and learning based on evidence.

7

# **Transparency, communication and promotion**

**TOSSD is being used for transparency  
and a wide range of communication needs**

- Transparency and accountability towards citizens
- Publication on website, discussions in parliaments
- Communication and understanding about funding gaps
- Communication on how domestic expenditures contribute to sustainable development, e.g. on climate change mitigation
- Promotion by providers to showcase their efforts towards sustainable development to developing countries
- Preparation of sustainable development reports by both provider and recipient countries



8

# Policy formulation

## Policy formulation

- Targeting of recipients
- Monitoring of global commitments (e.g. LDCs)
- SDG focus
- Sectors
- Main channels of delivery
- Mix of financial instruments and modalities
- Policy towards private finance mobilised, concessional / non-concessional mix

# Questions & answers

---

Any questions?



9

# Summary of key points

## Summary of key points

<https://tossd.online/>.

development planning, SDG monitoring, analysis of TOSSD flows, SDG monitoring, monitoring of global commitments, and development effectiveness.





# Thank you

[www.tossd.org](http://www.tossd.org)



Co-funded by the  
European Union